

WINNEBAGO CO. PUBLIC SAFETY BUILDING - FACADE REPAIRS



| | |
|---|--|
| OWNER: WINNEBAGO COUNTY 404 ELM STREET, ROOM 202 ROCKFORD, ILLINOIS 61101 p: (815) 319-4380 | |
| ARCHITECT: 1919 ARCHITECTS 4000 MORSAY DRIVE ROCKFORD, ILLINOIS 61107 p: (815) 229-8222 ZACHARY ENDERLE, AIA, NCARB | |

GENERAL NOTES:

GENERAL NOTES:

- REFER TO PROJECT MANUAL FOR BIDDING REQUIREMENTS, CONTRACT FORMS, GENERAL CONDITIONS OF THE CONTRACT, SUPPLEMENTARY CONDITIONS OF THE CONTRACT, AND TECHNICAL SPECIFICATIONS.
- VISIT PROJECT SITE, BUILDING AND SURROUNDING CONDITIONS PRIOR TO SUBMITTING A BID. CONTACT ARCHITECT IN WRITING IF THERE IS A CONFLICT BETWEEN DRAWINGS AND EXISTING CONDITIONS, AND OTHER QUESTIONS ARISING FROM CONTRACTORS OBSERVATIONS.
- REQUIRED PRE-INSTALLATION MEETINGS AND MOCKUPS FOR CRITICAL WORK SHALL BE PERFORMED PRIOR TO COMMENCEMENT OF WORK. COORDINATE ADDITIONAL MEETINGS AND MOCKUPS WITH ARCHITECT AS NECESSARY AT NO ADDITIONAL COST TO OWNER.
- WHERE DISCREPANCIES EXIST BETWEEN DRAWINGS OF VARIOUS TRADES, PROMPTLY REPORT DISCREPANCIES TO ARCHITECT IN WRITING FOR RESOLUTION BEFORE PROCEEDING WITH THE WORK.
- WHERE PROVISIONS OF DRAWINGS AND SPECIFICATIONS CONFLICT, THE MORE STRINGENT OR COSTLY REQUIREMENT SHALL GOVERN UNLESS DIRECTED OTHERWISE BY ARCHITECT.
- VERIFY FIELD CONDITIONS, MATERIALS, CONSTRUCTION METHODS AND DIMENSIONS PRIOR TO COMMENCEMENT OF WORK. PROMPTLY CONTACT ARCHITECT IN WRITING IF ISSUES OR QUESTIONS ARISE. COMMENCEMENT OF WORK CONSTITUTES ACCEPTANCE OF EXISTING CONDITIONS, AS WELL AS TAKING ON RESPONSIBILITY FOR UNACCEPTABLE WORK CAUSED BY PREVIOUS CONDITIONS.
- MATERIALS ORDERED, FABRICATED, OR INSTALLED PRIOR TO ARCHITECT'S REVIEW OF REQUIRED SUBMITTALS, AND ASSOCIATED SUBMITTALS PERTAINING TO WORK, IS AT CONTRACTOR'S OWN RISK. OWNER AND ARCHITECT ASSUME NO RESPONSIBILITY FOR DELAYS OR ADDED COSTS INCURRED BY CONTRACTOR AS A RESULT OF WORK INSTALLED OR COMPLETED WITHOUT PROPER SUBMITTAL REVIEW AND APPROVAL. WORK SHALL BE PERFORMED IN ACCORDANCE WITH APPLICABLE LOCAL, STATE, NATIONAL CODES AND ORDINANCES AND AUTHORITIES HAVING JURISDICTION.
- GENERAL CODE AND LIFE SAFETY INFORMATION IS INDICATED ON SHEET A0.1. INFORMATION PROVIDED IS NOT COMPREHENSIVE.
- DO NOT SCALE DRAWINGS; READ DIMENSIONS ONLY. IF A REQUIRED DIMENSION IS NOT INDICATED OR DIMENSIONING DISCREPANCIES EXIST, PROMPTLY WRITE ARCHITECT FOR RESOLUTION.
- DO NOT CUT STRUCTURAL ELEMENTS OR MEMBERS IN A MANNER RESULTING IN A REDUCTION OF LOAD CARRYING CAPACITY OR LOAD DEFLECTION RATIO.
- STRUCTURAL ITEMS, INCLUDING BUT NOT LIMITED TO, BEAMS, LINTELS, JOISTS, DECKS, MASONRY TIES, BOND BEAMS, COLUMNS, CONNECTIONS AND CONNECTORS, ETC., APPEARING ON ARCHITECTURAL DRAWINGS ARE ONLY SHOWN TO ILLUSTRATE RELATIONSHIPS TO OTHER BUILDING MATERIALS AND SYSTEMS AND SHALL BE CONSIDERED FOR INFORMATION ONLY. REFER TO STRUCTURAL DRAWINGS FOR DETAILED CONFIGURATIONS, TYPES, SIZES, CONNECTIONS, NOTES, AND SCHEDULES.
- FRAMING APPEARING ON ARCHITECTURAL DRAWINGS ARE SHOWN TO ILLUSTRATE INTENT. CONTRACTOR, AS PART OF DELEGATED DESIGN SUBMITTAL RESPONSIBILITY, IS TO PROVIDE CONNECTIONS AND CONFIGURATIONS REQUIRED.
- MAINTAIN INGRESS AND EGRESS TO THE PROJECT SITE AND BUILDING.
- ALL SOURCES OF AIR LEAKAGE IN THE BUILDING THERMAL ENVELOPE TO BE SEALED, CALKED, GASKETED, WEATHER STRIPPED, OR WRAPPED WITH VAPOR-PERMEABLE WRAPPING MATERIAL TO MINIMIZE AIR LEAKAGE.

SHEET INDEX

| SHEET NO. | SHEET NAME | Current Revision Date |
|----------------------|---------------------|-----------------------|
| GENERAL | | |
| G0.0 | COVER SHEET | |
| ARCHITECTURAL | | |
| A3.0 | EXTERIOR ELEVATIONS | 5/19/25 |
| A3.1 | EXTERIOR ELEVATIONS | 5/19/25 |

PROJECT NAME

WINNEBAGO COUNTY PSB FACADE REPAIRS
420 WEST STATE ST. ROCKFORD, IL 61101

REFERENCE CODES

2021 INTERNATIONAL BUILDING CODE W/ LOCAL AMENDMENTS
NFPA 70 - 2020 NATIONAL ELECTRIC CODE W/ LOCAL AMENDMENTS
2014 PART 890 ILLINOIS PLUMBING CODE W/ LOCAL AMENDMENTS
2021 INTERNATIONAL MECHANICAL CODE W/ LOCAL AMENDMENTS
2021 INTERNATIONAL PROPERTY MAINTENANCE CODE W/ LOCAL AMENDMENTS
2021 INTERNATIONAL FIRE CODE W/ AMENDMENTS
2021 INTERNATIONAL ENERGY CONSERVATION CODE
2021 NFPA 101 LIFE SAFETY CODE W/ AMENDMENTS
ILLINOIS ACCESSIBILITY CODE 2018
2010 ADA STANDARDS FOR ACCESSIBLE DESIGN

USE GROUP, CONSTRUCTION TYPE & WORK CLASSIFICATION

CONSTRUCTION TYPE: TYPE IIB; EXISTING CONSTRUCTION CONSISTS OF REINFORCED CONCRETE STRUCTURAL COLUMNS, BEAMS AND 2-WAY FLOOR SLABS THROUGHOUT
OCCUPANCY GROUP: ASSEMBLY "A-3"

| IBC/ NFPA 101 FIRE RESISTANCE RATINGS | (IBC) IIB | (NFPA 101) II(000) |
|--|-----------|--------------------|
| FIRE RESISTANCE RATING (PER TABLE 601) | 0 HOUR | 0 HOUR |
| PRIMARY STRUCTURAL FRAME (SEE SECTION 202) | 0 HOUR | 0 HOUR |
| BEARING WALLS | | |
| EXTERIOR | 0 HOUR | 0 HOUR |
| INTERIOR | 0 HOUR | 0 HOUR |
| NONBEARING WALLS AND PARTITIONS | | |
| EXTERIOR | 0 HOUR | 0 HOUR |
| INTERIOR | 0 HOUR | 0 HOUR |
| FLOOR CONSTRUCTION AND SECONDARY MEMBERS (SEE SECTION 202) | 0 HOUR | 0 HOUR |
| ROOF CONSTRUCTION AND SECONDARY MEMBERS (SEE SECTION 202) | 0 HOUR | 0 HOUR |

1919 Architects
4000 Morsay Drive
Rockford, IL 61107
(815) 229-8222
www.1919architects.com





420 West State St.
Rockford, IL 61101

STATEMENT OF COMPLIANCE

I HAVE PREPARED, OR CAUSED TO BE PREPARED UNDER MY DIRECT SUPERVISION, THE ATTACHED PLANS AND SPECIFICATIONS AND STATE THAT, TO THE BEST OF MY KNOWLEDGE AND BELIEF AND TO THE EXTENT OF MY CONTRACTUAL OBLIGATION, THEY ARE IN COMPLIANCE WITH THE ENVIRONMENTAL BARRIERS ACT (410 ILCS 25) AND THE ILLINOIS ACCESSIBILITY CODE (71 111. ADM. CODE 400)

I HEREBY CERTIFY THAT THESE PLANS WERE PREPARED BY ME OR UNDER MY SUPERVISION, AND TO THE BEST OF MY KNOWLEDGE, COMPLY WITH ALL APPLICABLE CODES.



Signed: 

Architect/Engineer

ILLINOIS REGISTRATION NO.: 001-023314
Exp. Date: 11/30/2026
ILLINOIS PROFESSIONAL DESIGN FIRM
REGISTRATION NO. 184003452

THESE DOCUMENTS ARE COPYRIGHTED. REPRODUCTION OF THIS DRAWING, BY ANY PHOTOGRAPHIC, XEROGRAPHIC OR OTHER SIMILAR TECHNIQUE OR PROCESS, DURING THE BIDDING PERIOD OR FOR INCORPORATING THE MATERIAL CONTAINED HEREON INTO A SHOP DRAWING, IS STRICTLY PROHIBITED WITHOUT THE EXPRESSED CONSENT OF 1919 ARCHITECTS © 2026
1919 ARCHITECTS ILLINOIS PROFESSIONAL DESIGN FIRM REGISTRATION NO. 184003452

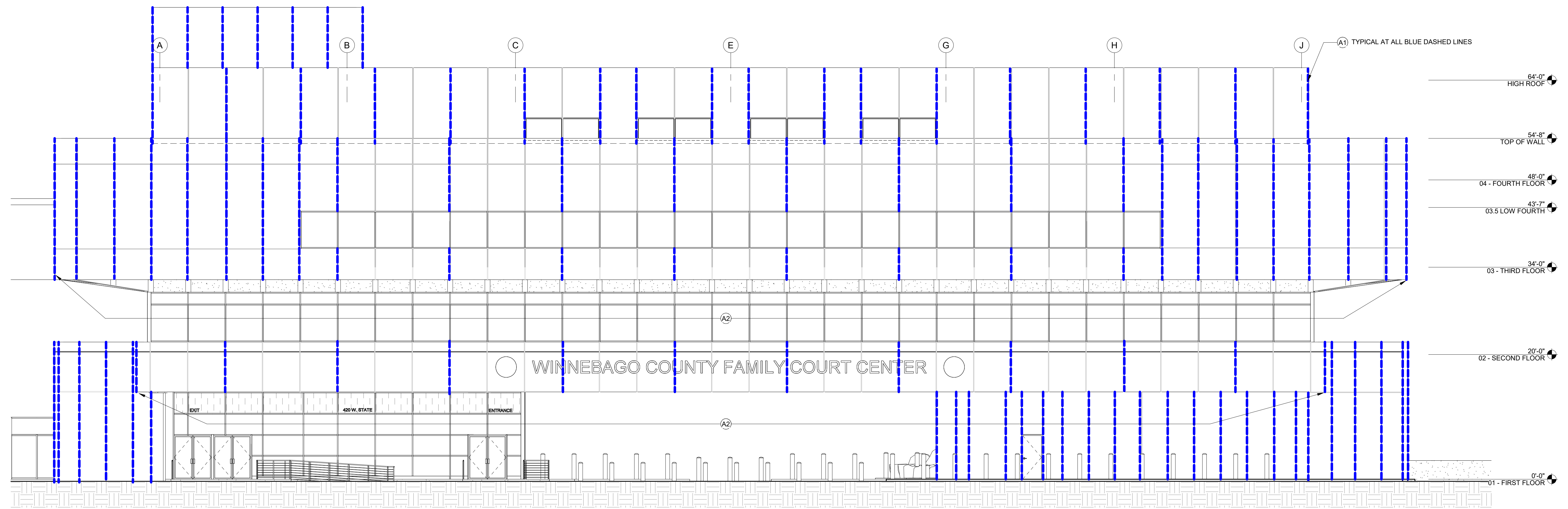
| | | | |
|-----------|-------|------------|-------------|
| ARCHITECT | OWNER | CONTRACTOR | BONDING CO. |
|-----------|-------|------------|-------------|

| | | | |
|---|--------|-------|------------|
| WINNEBAGO CO. PUBLIC SAFETY BUILDING - FACADE REPAIRS | Author | Appr. | Checker |
| 26-17890 | Im. | Date | 05/26/2026 |
| Project Number | | | |

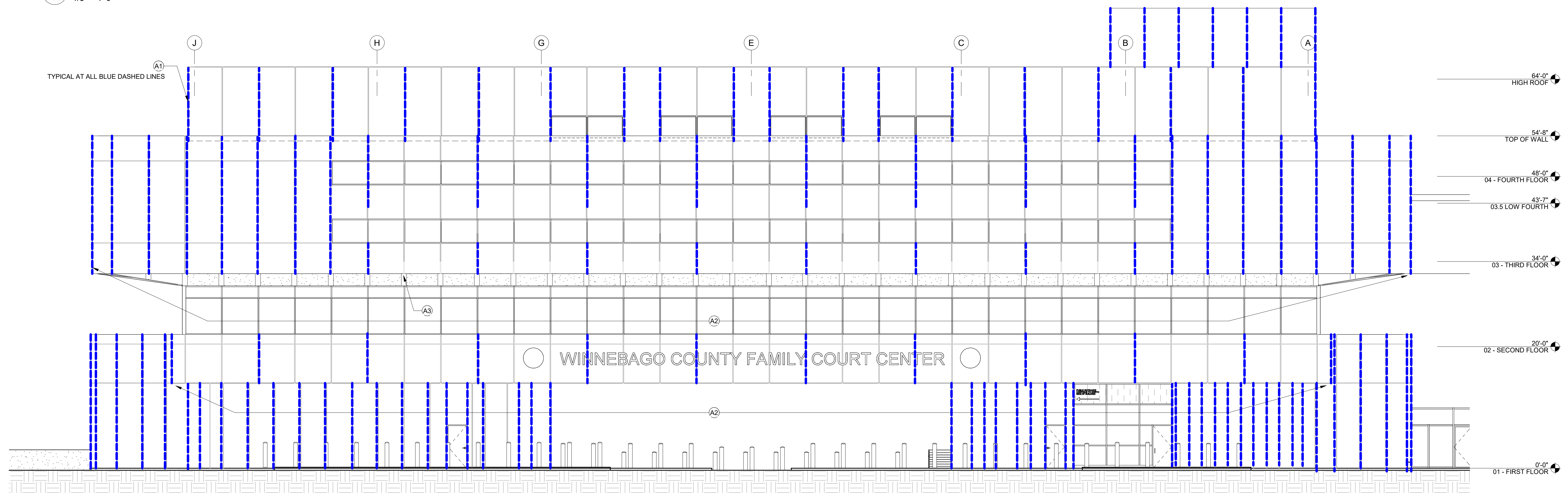
| | |
|---------------|-----------|
| REVISION DATE | Sheet No: |
| | G0.0 |

ISSUED FOR CONSTRUCTION 5/26/2026 2:27:46 PM

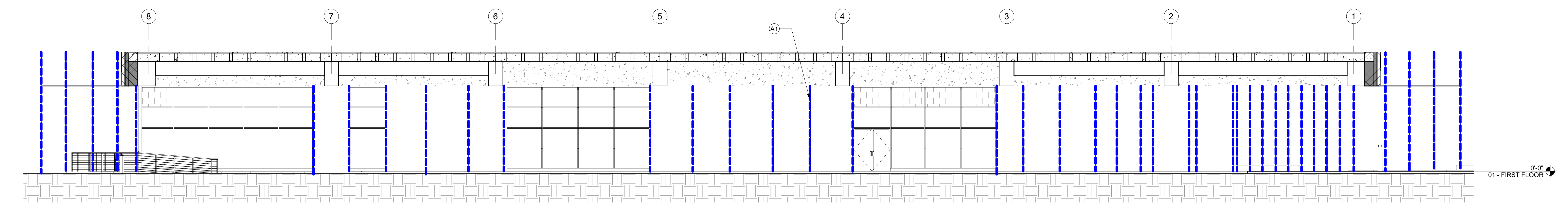
| Keynote Legend | |
|----------------|---|
| Key Value | Keynote Text |
| A1 | RECAULK EXTERIOR SEALANT JOINTS AT ALL VERTICAL & HORIZONTAL CAULK JOINTS BETWEEN EXTERIOR PRECAST CONCRETE PANELS ON ALL ELEVATIONS INCLUDING THE ROOF PENTHOUSE AND PREVIOUS 1ST FLOOR DRIVE THROUGH LOCATION; DASHED BLUE LINES ON ELEVATIONS ARE TO SHOW GENERAL SCOPE COMPLIANCE. CONTRACTOR TO VERIFY EXACT LOCATIONS IN FIELD; CAULKING TO INCLUDE REMOVAL OF OLD SEALANT, RESIDUE, AND CONTAMINANTS PRIOR TO NEW SEALANT APPLICATION; BASIS OF DESIGN FOR SEALANT TO BE TREMCO DYMONIC FC POLYURETHANE JOINT SEALANT; INSTALL BACKER ROD PER MANUFACTURER'S REQUIREMENTS; COLOR TBD FROM STANDARD COLOR SELECTION |
| A2 | PROVIDE CELL VENTS AT THE BOTTOM OF VERTICAL JOINTS IN PRECAST PANELS; TYPICAL AT ALL OVERHANGS WHERE BOTTOM OF VERTICAL JOINT IS EXPOSED |
| A3 | PATCH SPALLING CONCRETE AT THIS LOCATION |




1 NORTH ELEVATION
A3.0 1/8" = 1'-0"



2 SOUTH ELEVATION
A3.0 1/8" = 1'-0"



3 COURT STREET EAST ELEVATION
A3.0 1/8" = 1'-0"



1919 Architects
4000 Mersaw Drive
Rockford, IL 61107
(815) 229-8222
www.1919architects.com

PSB EXTERIOR IMPROVEMENTS
WINNEBAGO COUNTY ILLINOIS
420 West State St.
Rockford, IL 61101

| | |
|-----------|------------------------|
| ARCHITECT | CONTRACTOR/BONDING CO. |
| OWNER | |

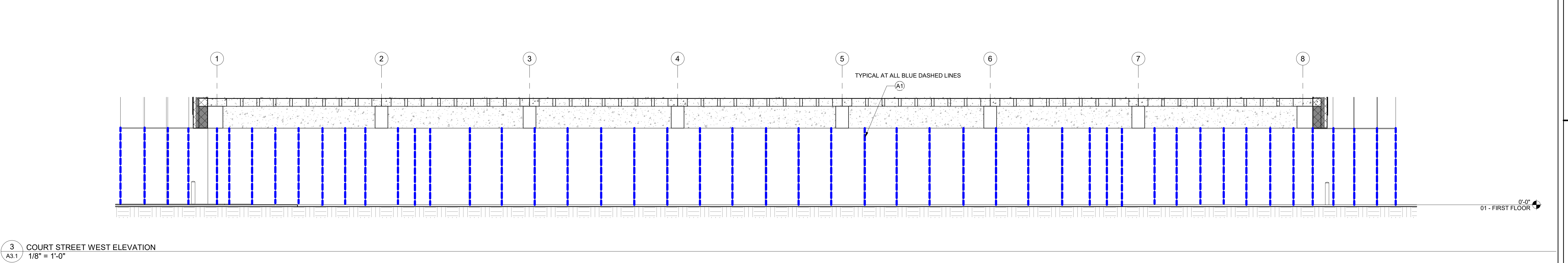
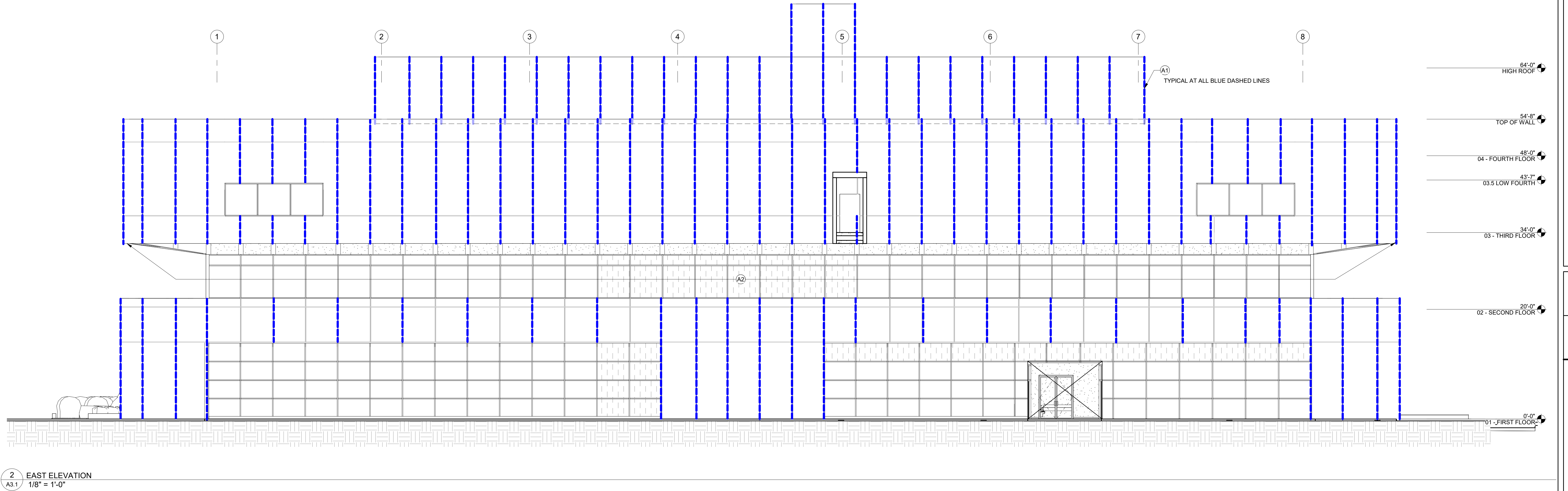

WINNEBAGO CO. PUBLIC SAFETY
BUILDING - FACADE REPAIRS

Project Number: 265-77690
Date: 05/26/2026
Author: [Blank]
Checker: [Blank]

| | |
|---------------------|-------------------|
| REVISION DATE | Sheet No: A3.0 |
| EXTERIOR ELEVATIONS | |

| Keynote Legend | |
|----------------|--------------|
| Key Value | Keynote Text |

- | | |
|----|---|
| A1 | RECAULK EXTERIOR SEALANT JOINTS AT ALL VERTICAL & HORIZONTAL CAULK JOINTS BETWEEN EXTERIOR PRECAST CONCRETE PANELS ON ALL ELEVATIONS INCLUDING THE ROOF PENTHOUSE AND PREVIOUS 1ST FLOOR DRIVE THROUGH LOCATION; DASHED BLUE LINES ON ELEVATIONS ARE TO SHOW GENERAL SCOPE COMPLIANCE; CONTRACTOR TO VERIFY EXACT LOCATIONS IN FIELD; CAULKING TO INCLUDE REMOVAL OF OLD SEALANT, RESIDUE, AND CONTAMINANTS PRIOR TO NEW SEALANT APPLICATION; BASIS OF DESIGN FOR SEALANT TO BE TREMCO DYMONIC FC POLYURETHANE JOINT SEALANT; INSTALL BACKER ROD PER MANUFACTURER'S REQUIREMENTS; COLOR TBD FROM STANDARD COLOR SELECTION |
| A2 | PROVIDE CELL VENTS AT THE BOTTOM OF VERTICAL JOINTS IN PRECAST PANELS; TYPICAL AT ALL OVERHANGS WHERE BOTTOM OF VERTICAL JOINT IS EXPOSED |



1919 Architects
 4000 Morsay Drive
 Rockford, IL 61107
 (815) 229-8222
 www.1919architects.com

PSB EXTERIOR IMPROVEMENTS

 420 West State St.
 Rockford, IL 61101

| | |
|-----------|------------------------|
| ARCHITECT | CONTRACTOR/BONDING CO. |
| OWNER | |

WINNEBAGO CO. PUBLIC SAFETY BUILDING - FACADE REPAIRS

Project Number: 26-77690 Date: 05/26/2026
 Author: [] Checker: []

| | |
|---------------------|----------------|
| REVISION DATE | Sheet No: A3.1 |
| EXTERIOR ELEVATIONS | |