

SPONSORED BY: JIM WEBSTER

ORDINANCE
OF THE
COUNTY BOARD OF THE COUNTY OF WINNEBAGO, ILLINOIS

SUBMITTED BY: ZONING COMMITTEE

2016 CO 073

ORDINANCE TO ADOPT AN UPDATED FEE SCHEDULE
FOR BUILDING PERMITS

WHEREAS, the County Board is authorized to prescribe reasonable rules and regulations governing the construction and alteration of buildings and structures in the County pursuant to Section 5-1063 of the Counties Code, 55 ILCS 5/5-1063; and

WHEREAS, pursuant to said authority, the County Board has adopted ordinances which regulate the construction and alteration of buildings in the County and has incorporated as part of those ordinances a fee schedule for building permits issued by the Winnebago County Regional Planning and Economic Development Department; and

WHEREAS, the Regional Planning and Economic Development Department has reviewed the current fees for building permits and recommends amendments to the fee schedule, including increases in certain fees and the addition of new fees.

NOW THEREFORE BE IT ORDAINED by the County Board of the County of Winnebago, Illinois, that the Building Department Fee Schedule and incorporated Structural Valuation Table, attached hereto as Exhibit A, be adopted as the Fee Schedule for building permits in the County of Winnebago.

BE IT FURTHER ORDAINED, that the Building Department Fee Schedule shall become effective Oct 1, 2016 and that the County Clerk is hereby directed to distribute a certified copy of this Ordinance to the Regional Planning and Economic Development Department.

BE IT FURTHER ORDAINED, that the previously adopted fee schedule for building permits is hereby rescinded as of the effective date of this ordinance and is replaced with the fee schedule adopted in this ordinance.


Respectfully submitted,

**ZONING
COMMITTEE**


AGREE




Jim Webster, Chairman



Angie Goral



John Guevara



Dave Kelley

Faye Lyon



Julio Salgado



Steve Schultz

DISAGREE

Jim Webster, Chairman

Angie Goral

John Guevara

Dave Kelley

Faye Lyon

Julio Salgado

Steve Schultz

The above and foregoing Ordinance was adopted by the County Board of the County of Winnebago, Illinois, this 11th day of August, 2016.



Scott H. Christiansen
Chairman of the County Board
of the County of Winnebago, Illinois

Attested by:



Margie M. Mullins
Clerk of the County Board
of the County of Winnebago, Illinois



EXHIBIT A - "Structural Valuation Table"

**Winnebago County Regional Planning and Economic Development
Building Fee Schedule for Residential / Commercial Construction**



Valuation Range		\$ 6.00	\$ 40.00	Total
		Fee	Processing Fee (PF)	
\$ 1 - \$ 3,999		\$ 40.00	\$ 40.00	\$ 80.00
\$ 4,000 - \$ 5,999		\$ 46.00	\$ 40.00	\$ 86.00
\$ 6,000 - \$ 7,999		\$ 52.00	\$ 40.00	\$ 92.00
\$ 8,000 - \$ 9,999		\$ 58.00	\$ 40.00	\$ 98.00
\$ 10,000 - \$ 11,999		\$ 64.00	\$ 40.00	\$ 104.00
\$ 12,000 - \$ 13,999		\$ 70.00	\$ 40.00	\$ 110.00
\$ 14,000 - \$ 15,999		\$ 76.00	\$ 40.00	\$ 116.00
\$ 16,000 - \$ 17,999		\$ 82.00	\$ 40.00	\$ 122.00
\$ 18,000 - \$ 19,999		\$ 88.00	\$ 40.00	\$ 128.00
\$ 20,000 - \$ 20,999		\$ 94.00	\$ 40.00	\$ 134.00
\$ 21,000 - \$ 21,999		\$ 100.00	\$ 40.00	\$ 140.00
\$ 22,000 - \$ 22,999		\$ 106.00	\$ 40.00	\$ 146.00
\$ 23,000 - \$ 23,999		\$ 112.00	\$ 40.00	\$ 152.00
\$ 24,000 - \$ 24,999		\$ 118.00	\$ 40.00	\$ 158.00
\$ 25,000 - \$ 25,999		\$ 124.00	\$ 40.00	\$ 164.00
\$ 26,000 - \$ 26,999		\$ 130.00	\$ 40.00	\$ 170.00
\$ 27,000 - \$ 27,999		\$ 136.00	\$ 40.00	\$ 176.00
\$ 28,000 - \$ 28,999		\$ 142.00	\$ 40.00	\$ 182.00
\$ 29,000 - \$ 29,999		\$ 148.00	\$ 40.00	\$ 188.00
\$ 30,000 - \$ 30,999		\$ 154.00	\$ 40.00	\$ 194.00
\$ 31,000 - \$ 31,999		\$ 160.00	\$ 40.00	\$ 200.00
\$ 32,000 - \$ 32,999		\$ 166.00	\$ 40.00	\$ 206.00
\$ 33,000 - \$ 33,999		\$ 172.00	\$ 40.00	\$ 212.00
\$ 34,000 - \$ 34,999		\$ 178.00	\$ 40.00	\$ 218.00
\$ 35,000 - \$ 35,999		\$ 184.00	\$ 40.00	\$ 224.00
\$ 36,000 - \$ 36,999		\$ 190.00	\$ 40.00	\$ 230.00
\$ 37,000 - \$ 37,999		\$ 196.00	\$ 40.00	\$ 236.00
\$ 38,000 - \$ 38,999		\$ 202.00	\$ 40.00	\$ 242.00
\$ 39,000 - \$ 39,999		\$ 208.00	\$ 40.00	\$ 248.00
\$ 40,000 - \$ 40,999		\$ 214.00	\$ 40.00	\$ 254.00
\$ 41,000 - \$ 41,999		\$ 220.00	\$ 40.00	\$ 260.00
\$ 42,000 - \$ 42,999		\$ 226.00	\$ 40.00	\$ 266.00
\$ 43,000 - \$ 43,999		\$ 232.00	\$ 40.00	\$ 272.00
\$ 44,000 - \$ 44,999		\$ 238.00	\$ 40.00	\$ 278.00
\$ 45,000 - \$ 45,999		\$ 244.00	\$ 40.00	\$ 284.00
\$ 46,000 - \$ 46,999		\$ 250.00	\$ 40.00	\$ 290.00
\$ 47,000 - \$ 47,999		\$ 256.00	\$ 40.00	\$ 296.00
\$ 48,000 - \$ 48,999		\$ 262.00	\$ 40.00	\$ 302.00
\$ 49,000 - \$ 49,999		\$ 268.00	\$ 40.00	\$ 308.00
\$ 50,000 - \$ 50,999		\$ 274.00	\$ 40.00	\$ 314.00
\$ 51,000 - \$ 51,999		\$ 280.00	\$ 40.00	\$ 320.00
\$ 52,000 - \$ 52,999		\$ 286.00	\$ 40.00	\$ 326.00
\$ 53,000 - \$ 53,999		\$ 292.00	\$ 40.00	\$ 332.00
\$ 54,000 - \$ 54,999		\$ 298.00	\$ 40.00	\$ 338.00
\$ 55,000 - \$ 55,999		\$ 304.00	\$ 40.00	\$ 344.00
\$ 56,000 - \$ 56,999		\$ 310.00	\$ 40.00	\$ 350.00
\$ 57,000 - \$ 57,999		\$ 316.00	\$ 40.00	\$ 356.00
\$ 58,000 - \$ 58,999		\$ 322.00	\$ 40.00	\$ 362.00
\$ 59,000 - \$ 59,999		\$ 328.00	\$ 40.00	\$ 368.00
\$ 60,000 - \$ 60,999		\$ 334.00	\$ 40.00	\$ 374.00
\$ 61,000 - \$ 61,999		\$ 340.00	\$ 40.00	\$ 380.00
\$ 62,000 - \$ 62,999		\$ 346.00	\$ 40.00	\$ 386.00
\$ 63,000 - \$ 63,999		\$ 352.00	\$ 40.00	\$ 392.00



EXHIBIT A - "Structural Valuation Table"
Winnebago County Regional Planning and Economic Development
Building Fee Schedule for Residential / Commercial Construction



Valuation Range		\$ 6.00	\$ 40.00	Total
		Fee	Processing Fee (PF)	
\$ 64,000 - \$ 64,999	\$ 358.00	\$ 40.00	\$ 398.00	
\$ 65,000 - \$ 65,999	\$ 364.00	\$ 40.00	\$ 404.00	
\$ 66,000 - \$ 66,999	\$ 370.00	\$ 40.00	\$ 410.00	
\$ 67,000 - \$ 67,999	\$ 376.00	\$ 40.00	\$ 416.00	
\$ 68,000 - \$ 68,999	\$ 382.00	\$ 40.00	\$ 422.00	
\$ 69,000 - \$ 69,999	\$ 388.00	\$ 40.00	\$ 428.00	
\$ 70,000 - \$ 70,999	\$ 394.00	\$ 40.00	\$ 434.00	
\$ 71,000 - \$ 71,999	\$ 400.00	\$ 40.00	\$ 440.00	
\$ 72,000 - \$ 72,999	\$ 406.00	\$ 40.00	\$ 446.00	
\$ 73,000 - \$ 73,999	\$ 412.00	\$ 40.00	\$ 452.00	
\$ 74,000 - \$ 74,999	\$ 418.00	\$ 40.00	\$ 458.00	
\$ 75,000 - \$ 75,999	\$ 424.00	\$ 40.00	\$ 464.00	
\$ 76,000 - \$ 76,999	\$ 430.00	\$ 40.00	\$ 470.00	
\$ 77,000 - \$ 77,999	\$ 436.00	\$ 40.00	\$ 476.00	
\$ 78,000 - \$ 78,999	\$ 442.00	\$ 40.00	\$ 482.00	
\$ 79,000 - \$ 79,999	\$ 448.00	\$ 40.00	\$ 488.00	
\$ 80,000 - \$ 80,999	\$ 454.00	\$ 40.00	\$ 494.00	
\$ 81,000 - \$ 81,999	\$ 460.00	\$ 40.00	\$ 500.00	
\$ 82,000 - \$ 82,999	\$ 466.00	\$ 40.00	\$ 506.00	
\$ 83,000 - \$ 83,999	\$ 472.00	\$ 40.00	\$ 512.00	
\$ 84,000 - \$ 84,999	\$ 478.00	\$ 40.00	\$ 518.00	
\$ 85,000 - \$ 85,999	\$ 484.00	\$ 40.00	\$ 524.00	
\$ 86,000 - \$ 86,999	\$ 490.00	\$ 40.00	\$ 530.00	
\$ 87,000 - \$ 87,999	\$ 496.00	\$ 40.00	\$ 536.00	
\$ 88,000 - \$ 88,999	\$ 502.00	\$ 40.00	\$ 542.00	
\$ 89,000 - \$ 89,999	\$ 508.00	\$ 40.00	\$ 548.00	
\$ 90,000 - \$ 90,999	\$ 514.00	\$ 40.00	\$ 554.00	
\$ 91,000 - \$ 91,999	\$ 520.00	\$ 40.00	\$ 560.00	
\$ 92,000 - \$ 92,999	\$ 526.00	\$ 40.00	\$ 566.00	
\$ 93,000 - \$ 93,999	\$ 532.00	\$ 40.00	\$ 572.00	
\$ 94,000 - \$ 94,999	\$ 538.00	\$ 40.00	\$ 578.00	
\$ 95,000 - \$ 95,999	\$ 544.00	\$ 40.00	\$ 584.00	
\$ 96,000 - \$ 96,999	\$ 550.00	\$ 40.00	\$ 590.00	
\$ 97,000 - \$ 97,999	\$ 556.00	\$ 40.00	\$ 596.00	
\$ 98,000 - \$ 98,999	\$ 562.00	\$ 40.00	\$ 602.00	
\$ 99,000 - \$ 99,999	\$ 568.00	\$ 40.00	\$ 608.00	
\$ 100,000 - \$ 100,999	\$ 574.00	\$ 40.00	\$ 614.00	
\$ 101,000 - \$ 101,999	\$ 580.00	\$ 40.00	\$ 620.00	
\$ 102,000 - \$ 102,999	\$ 586.00	\$ 40.00	\$ 626.00	
\$ 103,000 - \$ 103,999	\$ 592.00	\$ 40.00	\$ 632.00	
\$ 104,000 - \$ 104,999	\$ 598.00	\$ 40.00	\$ 638.00	
\$ 105,000 - \$ 105,999	\$ 604.00	\$ 40.00	\$ 644.00	
\$ 106,000 - \$ 106,999	\$ 610.00	\$ 40.00	\$ 650.00	
\$ 107,000 - \$ 107,999	\$ 616.00	\$ 40.00	\$ 656.00	
\$ 108,000 - \$ 108,999	\$ 622.00	\$ 40.00	\$ 662.00	
\$ 109,000 - \$ 109,999	\$ 628.00	\$ 40.00	\$ 668.00	
\$ 110,000 - \$ 110,999	\$ 634.00	\$ 40.00	\$ 674.00	
\$ 111,000 - \$ 111,999	\$ 640.00	\$ 40.00	\$ 680.00	
\$ 112,000 - \$ 112,999	\$ 646.00	\$ 40.00	\$ 686.00	
\$ 113,000 - \$ 113,999	\$ 652.00	\$ 40.00	\$ 692.00	
\$ 114,000 - \$ 114,999	\$ 658.00	\$ 40.00	\$ 698.00	
\$ 115,000 - \$ 115,999	\$ 664.00	\$ 40.00	\$ 704.00	
\$ 116,000 - \$ 116,999	\$ 670.00	\$ 40.00	\$ 710.00	



EXHIBIT A - "Structural Valuation Table"
Winnebago County Regional Planning and Economic Development
Building Fee Schedule for Residential / Commercial Construction



Valuation Range		\$ 6.00	\$ 40.00	Total
		Fee	Processing Fee (PF)	
\$ 117,000 - \$ 117,999	\$ 676.00	\$ 40.00	\$ 716.00	
\$ 118,000 - \$ 118,999	\$ 682.00	\$ 40.00	\$ 722.00	
\$ 119,000 - \$ 119,999	\$ 688.00	\$ 40.00	\$ 728.00	
\$ 120,000 - \$ 120,999	\$ 694.00	\$ 40.00	\$ 734.00	
\$ 121,000 - \$ 121,999	\$ 700.00	\$ 40.00	\$ 740.00	
\$ 122,000 - \$ 122,999	\$ 706.00	\$ 40.00	\$ 746.00	
\$ 123,000 - \$ 123,999	\$ 712.00	\$ 40.00	\$ 752.00	
\$ 124,000 - \$ 124,999	\$ 718.00	\$ 40.00	\$ 758.00	
\$ 125,000 - \$ 125,999	\$ 724.00	\$ 40.00	\$ 764.00	
\$ 126,000 - \$ 126,999	\$ 730.00	\$ 40.00	\$ 770.00	
\$ 127,000 - \$ 127,999	\$ 736.00	\$ 40.00	\$ 776.00	
\$ 128,000 - \$ 128,999	\$ 742.00	\$ 40.00	\$ 782.00	
\$ 129,000 - \$ 129,999	\$ 748.00	\$ 40.00	\$ 788.00	
\$ 130,000 - \$ 130,999	\$ 754.00	\$ 40.00	\$ 794.00	
\$ 131,000 - \$ 131,999	\$ 760.00	\$ 40.00	\$ 800.00	
\$ 132,000 - \$ 132,999	\$ 766.00	\$ 40.00	\$ 806.00	
\$ 133,000 - \$ 133,999	\$ 772.00	\$ 40.00	\$ 812.00	
\$ 134,000 - \$ 134,999	\$ 778.00	\$ 40.00	\$ 818.00	
\$ 135,000 - \$ 135,999	\$ 784.00	\$ 40.00	\$ 824.00	
\$ 136,000 - \$ 136,999	\$ 790.00	\$ 40.00	\$ 830.00	
\$ 137,000 - \$ 137,999	\$ 796.00	\$ 40.00	\$ 836.00	
\$ 138,000 - \$ 138,999	\$ 802.00	\$ 40.00	\$ 842.00	
\$ 139,000 - \$ 139,999	\$ 808.00	\$ 40.00	\$ 848.00	
\$ 140,000 - \$ 140,999	\$ 814.00	\$ 40.00	\$ 854.00	
\$ 141,000 - \$ 141,999	\$ 820.00	\$ 40.00	\$ 860.00	
\$ 142,000 - \$ 142,999	\$ 826.00	\$ 40.00	\$ 866.00	
\$ 143,000 - \$ 143,999	\$ 832.00	\$ 40.00	\$ 872.00	
\$ 144,000 - \$ 144,999	\$ 838.00	\$ 40.00	\$ 878.00	
\$ 145,000 - \$ 145,999	\$ 844.00	\$ 40.00	\$ 884.00	
\$ 146,000 - \$ 146,999	\$ 850.00	\$ 40.00	\$ 890.00	
\$ 147,000 - \$ 147,999	\$ 856.00	\$ 40.00	\$ 896.00	
\$ 148,000 - \$ 148,999	\$ 862.00	\$ 40.00	\$ 902.00	
\$ 149,000 - \$ 149,999	\$ 868.00	\$ 40.00	\$ 908.00	
\$ 150,000 - \$ 150,999	\$ 874.00	\$ 40.00	\$ 914.00	
\$ 151,000 - \$ 151,999	\$ 880.00	\$ 40.00	\$ 920.00	
\$ 152,000 - \$ 152,999	\$ 886.00	\$ 40.00	\$ 926.00	
\$ 153,000 - \$ 153,999	\$ 892.00	\$ 40.00	\$ 932.00	
\$ 154,000 - \$ 154,999	\$ 898.00	\$ 40.00	\$ 938.00	
\$ 155,000 - \$ 155,999	\$ 904.00	\$ 40.00	\$ 944.00	
\$ 156,000 - \$ 156,999	\$ 910.00	\$ 40.00	\$ 950.00	
\$ 157,000 - \$ 157,999	\$ 916.00	\$ 40.00	\$ 956.00	
\$ 158,000 - \$ 158,999	\$ 922.00	\$ 40.00	\$ 962.00	
\$ 159,000 - \$ 159,999	\$ 928.00	\$ 40.00	\$ 968.00	
\$ 160,000 - \$ 160,999	\$ 934.00	\$ 40.00	\$ 974.00	
\$ 161,000 - \$ 161,999	\$ 940.00	\$ 40.00	\$ 980.00	
\$ 162,000 - \$ 162,999	\$ 946.00	\$ 40.00	\$ 986.00	
\$ 163,000 - \$ 163,999	\$ 952.00	\$ 40.00	\$ 992.00	
\$ 164,000 - \$ 164,999	\$ 958.00	\$ 40.00	\$ 998.00	
\$ 165,000 - \$ 165,999	\$ 964.00	\$ 40.00	\$ 1,004.00	
\$ 166,000 - \$ 166,999	\$ 970.00	\$ 40.00	\$ 1,010.00	
\$ 167,000 - \$ 167,999	\$ 976.00	\$ 40.00	\$ 1,016.00	
\$ 168,000 - \$ 168,999	\$ 982.00	\$ 40.00	\$ 1,022.00	
\$ 169,000 - \$ 169,999	\$ 988.00	\$ 40.00	\$ 1,028.00	



EXHIBIT A - "Structural Valuation Table"
Winnebago County Regional Planning and Economic Development
Building Fee Schedule for Residential / Commercial Construction



Valuation Range		\$ 6.00	\$ 40.00	Total
		Fee	Processing Fee (PF)	
\$ 170,000 - \$ 170,999	\$ 994.00	\$ 40.00	\$ 1,034.00	
\$ 171,000 - \$ 171,999	\$ 1,000.00	\$ 40.00	\$ 1,040.00	
\$ 172,000 - \$ 172,999	\$ 1,006.00	\$ 40.00	\$ 1,046.00	
\$ 173,000 - \$ 173,999	\$ 1,012.00	\$ 40.00	\$ 1,052.00	
\$ 174,000 - \$ 174,999	\$ 1,018.00	\$ 40.00	\$ 1,058.00	
\$ 175,000 - \$ 175,999	\$ 1,024.00	\$ 40.00	\$ 1,064.00	
\$ 176,000 - \$ 176,999	\$ 1,030.00	\$ 40.00	\$ 1,070.00	
\$ 177,000 - \$ 177,999	\$ 1,036.00	\$ 40.00	\$ 1,076.00	
\$ 178,000 - \$ 178,999	\$ 1,042.00	\$ 40.00	\$ 1,082.00	
\$ 179,000 - \$ 179,999	\$ 1,048.00	\$ 40.00	\$ 1,088.00	
\$ 180,000 - \$ 180,999	\$ 1,054.00	\$ 40.00	\$ 1,094.00	
\$ 181,000 - \$ 181,999	\$ 1,060.00	\$ 40.00	\$ 1,100.00	
\$ 182,000 - \$ 182,999	\$ 1,066.00	\$ 40.00	\$ 1,106.00	
\$ 183,000 - \$ 183,999	\$ 1,072.00	\$ 40.00	\$ 1,112.00	
\$ 184,000 - \$ 184,999	\$ 1,078.00	\$ 40.00	\$ 1,118.00	
\$ 185,000 - \$ 185,999	\$ 1,084.00	\$ 40.00	\$ 1,124.00	
\$ 186,000 - \$ 186,999	\$ 1,090.00	\$ 40.00	\$ 1,130.00	
\$ 187,000 - \$ 187,999	\$ 1,096.00	\$ 40.00	\$ 1,136.00	
\$ 188,000 - \$ 188,999	\$ 1,102.00	\$ 40.00	\$ 1,142.00	
\$ 189,000 - \$ 189,999	\$ 1,108.00	\$ 40.00	\$ 1,148.00	
\$ 190,000 - \$ 190,999	\$ 1,114.00	\$ 40.00	\$ 1,154.00	
\$ 191,000 - \$ 191,999	\$ 1,120.00	\$ 40.00	\$ 1,160.00	
\$ 192,000 - \$ 192,999	\$ 1,126.00	\$ 40.00	\$ 1,166.00	
\$ 193,000 - \$ 193,999	\$ 1,132.00	\$ 40.00	\$ 1,172.00	
\$ 194,000 - \$ 194,999	\$ 1,138.00	\$ 40.00	\$ 1,178.00	
\$ 195,000 - \$ 195,999	\$ 1,144.00	\$ 40.00	\$ 1,184.00	
\$ 196,000 - \$ 196,999	\$ 1,150.00	\$ 40.00	\$ 1,190.00	
\$ 197,000 - \$ 197,999	\$ 1,156.00	\$ 40.00	\$ 1,196.00	
\$ 198,000 - \$ 198,999	\$ 1,162.00	\$ 40.00	\$ 1,202.00	
\$ 199,000 - \$ 199,999	\$ 1,168.00	\$ 40.00	\$ 1,208.00	
\$ 200,000 - \$ 200,999	\$ 1,174.00	\$ 40.00	\$ 1,214.00	
\$ 201,000 - \$ 201,999	\$ 1,180.00	\$ 40.00	\$ 1,220.00	
\$ 202,000 - \$ 202,999	\$ 1,186.00	\$ 40.00	\$ 1,226.00	
\$ 203,000 - \$ 203,999	\$ 1,192.00	\$ 40.00	\$ 1,232.00	
\$ 204,000 - \$ 204,999	\$ 1,198.00	\$ 40.00	\$ 1,238.00	
\$ 205,000 - \$ 205,999	\$ 1,204.00	\$ 40.00	\$ 1,244.00	
\$ 206,000 - \$ 206,999	\$ 1,210.00	\$ 40.00	\$ 1,250.00	
\$ 207,000 - \$ 207,999	\$ 1,216.00	\$ 40.00	\$ 1,256.00	
\$ 208,000 - \$ 208,999	\$ 1,222.00	\$ 40.00	\$ 1,262.00	
\$ 209,000 - \$ 209,999	\$ 1,228.00	\$ 40.00	\$ 1,268.00	
\$ 210,000 - \$ 210,999	\$ 1,234.00	\$ 40.00	\$ 1,274.00	
\$ 211,000 - \$ 211,999	\$ 1,240.00	\$ 40.00	\$ 1,280.00	
\$ 212,000 - \$ 212,999	\$ 1,246.00	\$ 40.00	\$ 1,286.00	
\$ 213,000 - \$ 213,999	\$ 1,252.00	\$ 40.00	\$ 1,292.00	
\$ 214,000 - \$ 214,999	\$ 1,258.00	\$ 40.00	\$ 1,298.00	
\$ 215,000 - \$ 215,999	\$ 1,264.00	\$ 40.00	\$ 1,304.00	
\$ 216,000 - \$ 216,999	\$ 1,270.00	\$ 40.00	\$ 1,310.00	
\$ 217,000 - \$ 217,999	\$ 1,276.00	\$ 40.00	\$ 1,316.00	
\$ 218,000 - \$ 218,999	\$ 1,282.00	\$ 40.00	\$ 1,322.00	
\$ 219,000 - \$ 219,999	\$ 1,288.00	\$ 40.00	\$ 1,328.00	
\$ 220,000 - \$ 220,999	\$ 1,294.00	\$ 40.00	\$ 1,334.00	
\$ 221,000 - \$ 221,999	\$ 1,300.00	\$ 40.00	\$ 1,340.00	
\$ 222,000 - \$ 222,999	\$ 1,306.00	\$ 40.00	\$ 1,346.00	



EXHIBIT A - "Structural Valuation Table"

**Winnebago County Regional Planning and Economic Development
Building Fee Schedule for Residential / Commercial Construction**



Valuation Range		\$ 6.00	\$ 40.00	Total
		Fee	Processing Fee (PF)	
\$ 223,000 - \$ 223,999		\$ 1,312.00	\$ 40.00	\$ 1,352.00
\$ 224,000 - \$ 224,999		\$ 1,318.00	\$ 40.00	\$ 1,358.00
\$ 225,000 - \$ 225,999		\$ 1,324.00	\$ 40.00	\$ 1,364.00
\$ 226,000 - \$ 226,999		\$ 1,330.00	\$ 40.00	\$ 1,370.00
\$ 227,000 - \$ 227,999		\$ 1,336.00	\$ 40.00	\$ 1,376.00
\$ 228,000 - \$ 228,999		\$ 1,342.00	\$ 40.00	\$ 1,382.00
\$ 229,000 - \$ 229,999		\$ 1,348.00	\$ 40.00	\$ 1,388.00
\$ 230,000 - \$ 230,999		\$ 1,354.00	\$ 40.00	\$ 1,394.00
\$ 231,000 - \$ 231,999		\$ 1,360.00	\$ 40.00	\$ 1,400.00
\$ 232,000 - \$ 232,999		\$ 1,366.00	\$ 40.00	\$ 1,406.00
\$ 233,000 - \$ 233,999		\$ 1,372.00	\$ 40.00	\$ 1,412.00
\$ 234,000 - \$ 234,999		\$ 1,378.00	\$ 40.00	\$ 1,418.00
\$ 235,000 - \$ 235,999		\$ 1,384.00	\$ 40.00	\$ 1,424.00
\$ 236,000 - \$ 236,999		\$ 1,390.00	\$ 40.00	\$ 1,430.00
\$ 237,000 - \$ 237,999		\$ 1,396.00	\$ 40.00	\$ 1,436.00
\$ 238,000 - \$ 238,999		\$ 1,402.00	\$ 40.00	\$ 1,442.00
\$ 239,000 - \$ 239,999		\$ 1,408.00	\$ 40.00	\$ 1,448.00
\$ 240,000 - \$ 240,999		\$ 1,414.00	\$ 40.00	\$ 1,454.00
\$ 241,000 - \$ 241,999		\$ 1,420.00	\$ 40.00	\$ 1,460.00
\$ 242,000 - \$ 242,999		\$ 1,426.00	\$ 40.00	\$ 1,466.00
\$ 243,000 - \$ 243,999		\$ 1,432.00	\$ 40.00	\$ 1,472.00
\$ 244,000 - \$ 244,999		\$ 1,438.00	\$ 40.00	\$ 1,478.00
\$ 245,000 - \$ 245,999		\$ 1,444.00	\$ 40.00	\$ 1,484.00
\$ 246,000 - \$ 246,999		\$ 1,450.00	\$ 40.00	\$ 1,490.00
\$ 247,000 - \$ 247,999		\$ 1,456.00	\$ 40.00	\$ 1,496.00
\$ 248,000 - \$ 248,999		\$ 1,462.00	\$ 40.00	\$ 1,502.00
\$ 249,000 - \$ 249,999		\$ 1,468.00	\$ 40.00	\$ 1,508.00
\$ 250,000 - \$ 250,999		\$ 1,474.00	\$ 40.00	\$ 1,514.00
\$ 251,000 - \$ 251,999		\$ 1,480.00	\$ 40.00	\$ 1,520.00
\$ 252,000 - \$ 252,999		\$ 1,486.00	\$ 40.00	\$ 1,526.00
\$ 253,000 - \$ 253,999		\$ 1,492.00	\$ 40.00	\$ 1,532.00
\$ 254,000 - \$ 254,999		\$ 1,498.00	\$ 40.00	\$ 1,538.00
\$ 255,000 - \$ 255,999		\$ 1,504.00	\$ 40.00	\$ 1,544.00
\$ 256,000 - \$ 256,999		\$ 1,510.00	\$ 40.00	\$ 1,550.00
\$ 257,000 - \$ 257,999		\$ 1,516.00	\$ 40.00	\$ 1,556.00
\$ 258,000 - \$ 258,999		\$ 1,522.00	\$ 40.00	\$ 1,562.00
\$ 259,000 - \$ 259,999		\$ 1,528.00	\$ 40.00	\$ 1,568.00
\$ 260,000 - \$ 260,999		\$ 1,534.00	\$ 40.00	\$ 1,574.00

Each additional \$1,000 over \$20,000 will be charged at a rate of \$6.00 per thousand (+) processing fee.

\$ 261,000 - \$ 261,999		\$ 1,540.00	\$ 40.00	\$ 1,580.00
\$ 262,000 - \$ 262,999		\$ 1,546.00	\$ 40.00	\$ 1,586.00
\$ 263,000 - \$ 263,999		\$ 1,552.00	\$ 40.00	\$ 1,592.00
\$ 264,000 - \$ 264,999		\$ 1,558.00	\$ 40.00	\$ 1,598.00
\$ 265,000 - \$ 265,999		\$ 1,564.00	\$ 40.00	\$ 1,604.00
\$ 266,000 - \$ 266,999		\$ 1,570.00	\$ 40.00	\$ 1,610.00
\$ 267,000 - \$ 267,999		\$ 1,576.00	\$ 40.00	\$ 1,616.00
\$ 268,000 - \$ 268,999		\$ 1,582.00	\$ 40.00	\$ 1,622.00
\$ 269,000 - \$ 269,999		\$ 1,588.00	\$ 40.00	\$ 1,628.00



EXHIBIT A - "Structural Valuation Table"
Winnebago County Regional Planning and Economic Development
Building Fee Schedule for Residential / Commercial Construction



Valuation Range	\$ 6.00	\$ 40.00	Total
	Fee	Processing Fee (PF)	
\$ 270,000 - \$ 270,999	\$ 1,594.00	\$ 40.00	\$ 1,634.00
\$ 271,000 - \$ 271,999	\$ 1,600.00	\$ 40.00	\$ 1,640.00
\$ 272,000 - \$ 272,999	\$ 1,606.00	\$ 40.00	\$ 1,646.00
\$ 273,000 - \$ 273,999	\$ 1,612.00	\$ 40.00	\$ 1,652.00
\$ 274,000 - \$ 274,999	\$ 1,618.00	\$ 40.00	\$ 1,658.00
\$ 275,000 - \$ 275,999	\$ 1,624.00	\$ 40.00	\$ 1,664.00
\$ 276,000 - \$ 276,999	\$ 1,630.00	\$ 40.00	\$ 1,670.00
\$ 277,000 - \$ 277,999	\$ 1,636.00	\$ 40.00	\$ 1,676.00
\$ 278,000 - \$ 278,999	\$ 1,642.00	\$ 40.00	\$ 1,682.00
\$ 279,000 - \$ 279,999	\$ 1,648.00	\$ 40.00	\$ 1,688.00
\$ 280,000 - \$ 280,999	\$ 1,654.00	\$ 40.00	\$ 1,694.00
\$ 281,000 - \$ 281,999	\$ 1,660.00	\$ 40.00	\$ 1,700.00
\$ 282,000 - \$ 282,999	\$ 1,666.00	\$ 40.00	\$ 1,706.00
\$ 283,000 - \$ 283,999	\$ 1,672.00	\$ 40.00	\$ 1,712.00
\$ 284,000 - \$ 284,999	\$ 1,678.00	\$ 40.00	\$ 1,718.00
\$ 285,000 - \$ 285,999	\$ 1,684.00	\$ 40.00	\$ 1,724.00
\$ 286,000 - \$ 286,999	\$ 1,690.00	\$ 40.00	\$ 1,730.00
\$ 287,000 - \$ 287,999	\$ 1,696.00	\$ 40.00	\$ 1,736.00
\$ 288,000 - \$ 288,999	\$ 1,702.00	\$ 40.00	\$ 1,742.00
\$ 289,000 - \$ 289,999	\$ 1,708.00	\$ 40.00	\$ 1,748.00
\$ 290,000 - \$ 290,999	\$ 1,714.00	\$ 40.00	\$ 1,754.00
\$ 291,000 - \$ 291,999	\$ 1,720.00	\$ 40.00	\$ 1,760.00
\$ 292,000 - \$ 292,999	\$ 1,726.00	\$ 40.00	\$ 1,766.00
\$ 293,000 - \$ 293,999	\$ 1,732.00	\$ 40.00	\$ 1,772.00
\$ 294,000 - \$ 294,999	\$ 1,738.00	\$ 40.00	\$ 1,778.00
\$ 295,000 - \$ 295,999	\$ 1,744.00	\$ 40.00	\$ 1,784.00
\$ 296,000 - \$ 296,999	\$ 1,750.00	\$ 40.00	\$ 1,790.00
\$ 297,000 - \$ 297,999	\$ 1,756.00	\$ 40.00	\$ 1,796.00
\$ 298,000 - \$ 298,999	\$ 1,762.00	\$ 40.00	\$ 1,802.00
\$ 299,000 - \$ 299,999	\$ 1,768.00	\$ 40.00	\$ 1,808.00
\$ 300,000 - \$ 300,999	\$ 1,774.00	\$ 40.00	\$ 1,814.00
\$ 301,000 - \$ 301,999	\$ 1,780.00	\$ 40.00	\$ 1,820.00
\$ 302,000 - \$ 302,999	\$ 1,786.00	\$ 40.00	\$ 1,826.00
\$ 303,000 - \$ 303,999	\$ 1,792.00	\$ 40.00	\$ 1,832.00
\$ 304,000 - \$ 304,999	\$ 1,798.00	\$ 40.00	\$ 1,838.00
\$ 305,000 - \$ 305,999	\$ 1,804.00	\$ 40.00	\$ 1,844.00
\$ 306,000 - \$ 306,999	\$ 1,810.00	\$ 40.00	\$ 1,850.00
\$ 307,000 - \$ 307,999	\$ 1,816.00	\$ 40.00	\$ 1,856.00
\$ 308,000 - \$ 308,999	\$ 1,822.00	\$ 40.00	\$ 1,862.00
\$ 309,000 - \$ 309,999	\$ 1,828.00	\$ 40.00	\$ 1,868.00
\$ 310,000 - \$ 310,999	\$ 1,834.00	\$ 40.00	\$ 1,874.00



EXHIBIT A - "Structural Valuation Table"
Winnebago County Regional Planning and Economic Development
Building Fee Schedule for Residential / Commercial Construction



Valuation Range		\$ 6.00	\$ 40.00	Total
		Fee	Processing Fee (PF)	
\$ 311,000 - \$ 311,999		\$ 1,840.00	\$ 40.00	\$ 1,880.00
\$ 312,000 - \$ 312,999		\$ 1,846.00	\$ 40.00	\$ 1,886.00
\$ 313,000 - \$ 313,999		\$ 1,852.00	\$ 40.00	\$ 1,892.00
\$ 314,000 - \$ 314,999		\$ 1,858.00	\$ 40.00	\$ 1,898.00
\$ 315,000 - \$ 315,999		\$ 1,864.00	\$ 40.00	\$ 1,904.00
\$ 316,000 - \$ 316,999		\$ 1,870.00	\$ 40.00	\$ 1,910.00
\$ 317,000 - \$ 317,999		\$ 1,876.00	\$ 40.00	\$ 1,916.00
\$ 318,000 - \$ 318,999		\$ 1,882.00	\$ 40.00	\$ 1,922.00
\$ 319,000 - \$ 319,999		\$ 1,888.00	\$ 40.00	\$ 1,928.00
\$ 320,000 - \$ 320,999		\$ 1,894.00	\$ 40.00	\$ 1,934.00
\$ 321,000 - \$ 321,999		\$ 1,900.00	\$ 40.00	\$ 1,940.00
\$ 322,000 - \$ 322,999		\$ 1,906.00	\$ 40.00	\$ 1,946.00
\$ 323,000 - \$ 323,999		\$ 1,912.00	\$ 40.00	\$ 1,952.00
\$ 324,000 - \$ 324,999		\$ 1,918.00	\$ 40.00	\$ 1,958.00
\$ 325,000 - \$ 325,999		\$ 1,924.00	\$ 40.00	\$ 1,964.00
\$ 326,000 - \$ 326,999		\$ 1,930.00	\$ 40.00	\$ 1,970.00
\$ 327,000 - \$ 327,999		\$ 1,936.00	\$ 40.00	\$ 1,976.00
\$ 328,000 - \$ 328,999		\$ 1,942.00	\$ 40.00	\$ 1,982.00
\$ 329,000 - \$ 329,999		\$ 1,948.00	\$ 40.00	\$ 1,988.00
\$ 330,000 - \$ 330,999		\$ 1,954.00	\$ 40.00	\$ 1,994.00
\$ 331,000 - \$ 331,999		\$ 1,960.00	\$ 40.00	\$ 2,000.00
\$ 332,000 - \$ 332,999		\$ 1,966.00	\$ 40.00	\$ 2,006.00
\$ 333,000 - \$ 333,999		\$ 1,972.00	\$ 40.00	\$ 2,012.00
\$ 334,000 - \$ 334,999		\$ 1,978.00	\$ 40.00	\$ 2,018.00
\$ 335,000 - \$ 335,999		\$ 1,984.00	\$ 40.00	\$ 2,024.00
\$ 336,000 - \$ 336,999		\$ 1,990.00	\$ 40.00	\$ 2,030.00
\$ 337,000 - \$ 337,999		\$ 1,996.00	\$ 40.00	\$ 2,036.00
\$ 338,000 - \$ 338,999		\$ 2,002.00	\$ 40.00	\$ 2,042.00
\$ 339,000 - \$ 339,999		\$ 2,008.00	\$ 40.00	\$ 2,048.00
\$ 340,000 - \$ 340,999		\$ 2,014.00	\$ 40.00	\$ 2,054.00
\$ 341,000 - \$ 341,999		\$ 2,020.00	\$ 40.00	\$ 2,060.00
\$ 342,000 - \$ 342,999		\$ 2,026.00	\$ 40.00	\$ 2,066.00
\$ 343,000 - \$ 343,999		\$ 2,032.00	\$ 40.00	\$ 2,072.00
\$ 344,000 - \$ 344,999		\$ 2,038.00	\$ 40.00	\$ 2,078.00
\$ 345,000 - \$ 345,999		\$ 2,044.00	\$ 40.00	\$ 2,084.00
\$ 346,000 - \$ 346,999		\$ 2,050.00	\$ 40.00	\$ 2,090.00
\$ 347,000 - \$ 347,999		\$ 2,056.00	\$ 40.00	\$ 2,096.00
\$ 348,000 - \$ 348,999		\$ 2,062.00	\$ 40.00	\$ 2,102.00
\$ 349,000 - \$ 349,999		\$ 2,068.00	\$ 40.00	\$ 2,108.00
\$ 350,000 - \$ 350,999		\$ 2,074.00	\$ 40.00	\$ 2,114.00
\$ 351,000 - \$ 351,999		\$ 2,080.00	\$ 40.00	\$ 2,120.00
\$ 352,000 - \$ 352,999		\$ 2,086.00	\$ 40.00	\$ 2,126.00
\$ 353,000 - \$ 353,999		\$ 2,092.00	\$ 40.00	\$ 2,132.00
\$ 354,000 - \$ 354,999		\$ 2,098.00	\$ 40.00	\$ 2,138.00
\$ 355,000 - \$ 355,999		\$ 2,104.00	\$ 40.00	\$ 2,144.00
\$ 356,000 - \$ 356,999		\$ 2,110.00	\$ 40.00	\$ 2,150.00
\$ 357,000 - \$ 357,999		\$ 2,116.00	\$ 40.00	\$ 2,156.00
\$ 358,000 - \$ 358,999		\$ 2,122.00	\$ 40.00	\$ 2,162.00
\$ 359,000 - \$ 359,999		\$ 2,128.00	\$ 40.00	\$ 2,168.00
\$ 360,000 - \$ 360,999		\$ 2,134.00	\$ 40.00	\$ 2,174.00



EXHIBIT A - "Structural Valuation Table"
Winnebago County Regional Planning and Economic Development
Building Fee Schedule for Residential / Commercial Construction



Valuation Range		\$ 6.00	\$ 40.00	Total
		Fee	Processing Fee (PF)	
\$ 361,000 - \$ 361,999	\$ 2,140.00	\$ 40.00	\$ 2,180.00	
\$ 362,000 - \$ 362,999	\$ 2,146.00	\$ 40.00	\$ 2,186.00	
\$ 363,000 - \$ 363,999	\$ 2,152.00	\$ 40.00	\$ 2,192.00	
\$ 364,000 - \$ 364,999	\$ 2,158.00	\$ 40.00	\$ 2,198.00	
\$ 365,000 - \$ 365,999	\$ 2,164.00	\$ 40.00	\$ 2,204.00	
\$ 366,000 - \$ 366,999	\$ 2,170.00	\$ 40.00	\$ 2,210.00	
\$ 367,000 - \$ 367,999	\$ 2,176.00	\$ 40.00	\$ 2,216.00	
\$ 368,000 - \$ 368,999	\$ 2,182.00	\$ 40.00	\$ 2,222.00	
\$ 369,000 - \$ 369,999	\$ 2,188.00	\$ 40.00	\$ 2,228.00	
\$ 370,000 - \$ 370,999	\$ 2,194.00	\$ 40.00	\$ 2,234.00	
\$ 371,000 - \$ 371,999	\$ 2,200.00	\$ 40.00	\$ 2,240.00	
\$ 372,000 - \$ 372,999	\$ 2,206.00	\$ 40.00	\$ 2,246.00	
\$ 373,000 - \$ 373,999	\$ 2,212.00	\$ 40.00	\$ 2,252.00	
\$ 374,000 - \$ 374,999	\$ 2,218.00	\$ 40.00	\$ 2,258.00	
\$ 375,000 - \$ 375,999	\$ 2,224.00	\$ 40.00	\$ 2,264.00	
\$ 376,000 - \$ 376,999	\$ 2,230.00	\$ 40.00	\$ 2,270.00	
\$ 377,000 - \$ 377,999	\$ 2,236.00	\$ 40.00	\$ 2,276.00	
\$ 378,000 - \$ 378,999	\$ 2,242.00	\$ 40.00	\$ 2,282.00	
\$ 379,000 - \$ 379,999	\$ 2,248.00	\$ 40.00	\$ 2,288.00	
\$ 380,000 - \$ 380,999	\$ 2,254.00	\$ 40.00	\$ 2,294.00	
\$ 381,000 - \$ 381,999	\$ 2,260.00	\$ 40.00	\$ 2,300.00	
\$ 382,000 - \$ 382,999	\$ 2,266.00	\$ 40.00	\$ 2,306.00	
\$ 383,000 - \$ 383,999	\$ 2,272.00	\$ 40.00	\$ 2,312.00	
\$ 384,000 - \$ 384,999	\$ 2,278.00	\$ 40.00	\$ 2,318.00	
\$ 385,000 - \$ 385,999	\$ 2,284.00	\$ 40.00	\$ 2,324.00	
\$ 386,000 - \$ 386,999	\$ 2,290.00	\$ 40.00	\$ 2,330.00	
\$ 387,000 - \$ 387,999	\$ 2,296.00	\$ 40.00	\$ 2,336.00	
\$ 388,000 - \$ 388,999	\$ 2,302.00	\$ 40.00	\$ 2,342.00	
\$ 389,000 - \$ 389,999	\$ 2,308.00	\$ 40.00	\$ 2,348.00	
\$ 390,000 - \$ 390,999	\$ 2,314.00	\$ 40.00	\$ 2,354.00	
\$ 391,000 - \$ 391,999	\$ 2,320.00	\$ 40.00	\$ 2,360.00	
\$ 392,000 - \$ 392,999	\$ 2,326.00	\$ 40.00	\$ 2,366.00	
\$ 393,000 - \$ 393,999	\$ 2,332.00	\$ 40.00	\$ 2,372.00	
\$ 394,000 - \$ 394,999	\$ 2,338.00	\$ 40.00	\$ 2,378.00	
\$ 395,000 - \$ 395,999	\$ 2,344.00	\$ 40.00	\$ 2,384.00	
\$ 396,000 - \$ 396,999	\$ 2,350.00	\$ 40.00	\$ 2,390.00	
\$ 397,000 - \$ 397,999	\$ 2,356.00	\$ 40.00	\$ 2,396.00	
\$ 398,000 - \$ 398,999	\$ 2,362.00	\$ 40.00	\$ 2,402.00	
\$ 399,000 - \$ 399,999	\$ 2,368.00	\$ 40.00	\$ 2,408.00	
\$ 400,000 - \$ 400,999	\$ 2,374.00	\$ 40.00	\$ 2,414.00	
\$ 401,000 - \$ 401,999	\$ 2,380.00	\$ 40.00	\$ 2,420.00	
\$ 402,000 - \$ 402,999	\$ 2,386.00	\$ 40.00	\$ 2,426.00	
\$ 403,000 - \$ 403,999	\$ 2,392.00	\$ 40.00	\$ 2,432.00	
\$ 404,000 - \$ 404,999	\$ 2,398.00	\$ 40.00	\$ 2,438.00	
\$ 405,000 - \$ 405,999	\$ 2,404.00	\$ 40.00	\$ 2,444.00	
\$ 406,000 - \$ 406,999	\$ 2,410.00	\$ 40.00	\$ 2,450.00	
\$ 407,000 - \$ 407,999	\$ 2,416.00	\$ 40.00	\$ 2,456.00	
\$ 408,000 - \$ 408,999	\$ 2,422.00	\$ 40.00	\$ 2,462.00	
\$ 409,000 - \$ 409,999	\$ 2,428.00	\$ 40.00	\$ 2,468.00	
\$ 410,000 - \$ 410,999	\$ 2,434.00	\$ 40.00	\$ 2,474.00	



EXHIBIT A - "Structural Valuation Table"

**Winnebago County Regional Planning and Economic Development
Building Fee Schedule for Residential / Commercial Construction**



Valuation Range		\$ 6.00	\$ 40.00	Total
		Fee	Processing Fee (PF)	
\$ 411,000 - \$ 411,999		\$ 2,440.00	\$ 40.00	\$ 2,480.00
\$ 412,000 - \$ 412,999		\$ 2,446.00	\$ 40.00	\$ 2,486.00
\$ 413,000 - \$ 413,999		\$ 2,452.00	\$ 40.00	\$ 2,492.00
\$ 414,000 - \$ 414,999		\$ 2,458.00	\$ 40.00	\$ 2,498.00
\$ 415,000 - \$ 415,999		\$ 2,464.00	\$ 40.00	\$ 2,504.00
\$ 416,000 - \$ 416,999		\$ 2,470.00	\$ 40.00	\$ 2,510.00
\$ 417,000 - \$ 417,999		\$ 2,476.00	\$ 40.00	\$ 2,516.00
\$ 418,000 - \$ 418,999		\$ 2,482.00	\$ 40.00	\$ 2,522.00
\$ 419,000 - \$ 419,999		\$ 2,488.00	\$ 40.00	\$ 2,528.00
\$ 420,000 - \$ 420,999		\$ 2,494.00	\$ 40.00	\$ 2,534.00
\$ 421,000 - \$ 421,999		\$ 2,500.00	\$ 40.00	\$ 2,540.00
\$ 422,000 - \$ 422,999		\$ 2,506.00	\$ 40.00	\$ 2,546.00
\$ 423,000 - \$ 423,999		\$ 2,512.00	\$ 40.00	\$ 2,552.00
\$ 424,000 - \$ 424,999		\$ 2,518.00	\$ 40.00	\$ 2,558.00
\$ 425,000 - \$ 425,999		\$ 2,524.00	\$ 40.00	\$ 2,564.00
\$ 426,000 - \$ 426,999		\$ 2,530.00	\$ 40.00	\$ 2,570.00
\$ 427,000 - \$ 427,999		\$ 2,536.00	\$ 40.00	\$ 2,576.00
\$ 428,000 - \$ 428,999		\$ 2,542.00	\$ 40.00	\$ 2,582.00
\$ 429,000 - \$ 429,999		\$ 2,548.00	\$ 40.00	\$ 2,588.00
\$ 430,000 - \$ 430,999		\$ 2,554.00	\$ 40.00	\$ 2,594.00
\$ 431,000 - \$ 431,999		\$ 2,560.00	\$ 40.00	\$ 2,600.00
\$ 432,000 - \$ 432,999		\$ 2,566.00	\$ 40.00	\$ 2,606.00
\$ 433,000 - \$ 433,999		\$ 2,572.00	\$ 40.00	\$ 2,612.00
\$ 434,000 - \$ 434,999		\$ 2,578.00	\$ 40.00	\$ 2,618.00
\$ 435,000 - \$ 435,999		\$ 2,584.00	\$ 40.00	\$ 2,624.00
\$ 436,000 - \$ 436,999		\$ 2,590.00	\$ 40.00	\$ 2,630.00
\$ 437,000 - \$ 437,999		\$ 2,596.00	\$ 40.00	\$ 2,636.00
\$ 438,000 - \$ 438,999		\$ 2,602.00	\$ 40.00	\$ 2,642.00
\$ 439,000 - \$ 439,999		\$ 2,608.00	\$ 40.00	\$ 2,648.00
\$ 440,000 - \$ 440,999		\$ 2,614.00	\$ 40.00	\$ 2,654.00
\$ 441,000 - \$ 441,999		\$ 2,620.00	\$ 40.00	\$ 2,660.00
\$ 442,000 - \$ 442,999		\$ 2,626.00	\$ 40.00	\$ 2,666.00
\$ 443,000 - \$ 443,999		\$ 2,632.00	\$ 40.00	\$ 2,672.00
\$ 444,000 - \$ 444,999		\$ 2,638.00	\$ 40.00	\$ 2,678.00
\$ 445,000 - \$ 445,999		\$ 2,644.00	\$ 40.00	\$ 2,684.00
\$ 446,000 - \$ 446,999		\$ 2,650.00	\$ 40.00	\$ 2,690.00
\$ 447,000 - \$ 447,999		\$ 2,656.00	\$ 40.00	\$ 2,696.00
\$ 448,000 - \$ 448,999		\$ 2,662.00	\$ 40.00	\$ 2,702.00
\$ 449,000 - \$ 449,999		\$ 2,668.00	\$ 40.00	\$ 2,708.00
\$ 450,000 - \$ 450,999		\$ 2,674.00	\$ 40.00	\$ 2,714.00
\$ 451,000 - \$ 451,999		\$ 2,680.00	\$ 40.00	\$ 2,720.00
\$ 452,000 - \$ 452,999		\$ 2,686.00	\$ 40.00	\$ 2,726.00
\$ 453,000 - \$ 453,999		\$ 2,692.00	\$ 40.00	\$ 2,732.00
\$ 454,000 - \$ 454,999		\$ 2,698.00	\$ 40.00	\$ 2,738.00
\$ 455,000 - \$ 455,999		\$ 2,704.00	\$ 40.00	\$ 2,744.00
\$ 456,000 - \$ 456,999		\$ 2,710.00	\$ 40.00	\$ 2,750.00
\$ 457,000 - \$ 457,999		\$ 2,716.00	\$ 40.00	\$ 2,756.00
\$ 458,000 - \$ 458,999		\$ 2,722.00	\$ 40.00	\$ 2,762.00
\$ 459,000 - \$ 459,999		\$ 2,728.00	\$ 40.00	\$ 2,768.00
\$ 460,000 - \$ 460,999		\$ 2,734.00	\$ 40.00	\$ 2,774.00



EXHIBIT A - "Structural Valuation Table"

**Winnebago County Regional Planning and Economic Development
Building Fee Schedule for Residential / Commercial Construction**



Valuation Range		\$ 6.00	\$ 40.00	Total
		Fee	Processing Fee (PF)	
\$ 461,000 - \$ 461,999	\$ 2,740.00	\$ 40.00	\$ 2,780.00	
\$ 462,000 - \$ 462,999	\$ 2,746.00	\$ 40.00	\$ 2,786.00	
\$ 463,000 - \$ 463,999	\$ 2,752.00	\$ 40.00	\$ 2,792.00	
\$ 464,000 - \$ 464,999	\$ 2,758.00	\$ 40.00	\$ 2,798.00	
\$ 465,000 - \$ 465,999	\$ 2,764.00	\$ 40.00	\$ 2,804.00	
\$ 466,000 - \$ 466,999	\$ 2,770.00	\$ 40.00	\$ 2,810.00	
\$ 467,000 - \$ 467,999	\$ 2,776.00	\$ 40.00	\$ 2,816.00	
\$ 468,000 - \$ 468,999	\$ 2,782.00	\$ 40.00	\$ 2,822.00	
\$ 469,000 - \$ 469,999	\$ 2,788.00	\$ 40.00	\$ 2,828.00	
\$ 470,000 - \$ 470,999	\$ 2,794.00	\$ 40.00	\$ 2,834.00	
\$ 471,000 - \$ 471,999	\$ 2,800.00	\$ 40.00	\$ 2,840.00	
\$ 472,000 - \$ 472,999	\$ 2,806.00	\$ 40.00	\$ 2,846.00	
\$ 473,000 - \$ 473,999	\$ 2,812.00	\$ 40.00	\$ 2,852.00	
\$ 474,000 - \$ 474,999	\$ 2,818.00	\$ 40.00	\$ 2,858.00	
\$ 475,000 - \$ 475,999	\$ 2,824.00	\$ 40.00	\$ 2,864.00	
\$ 476,000 - \$ 476,999	\$ 2,830.00	\$ 40.00	\$ 2,870.00	
\$ 477,000 - \$ 477,999	\$ 2,836.00	\$ 40.00	\$ 2,876.00	
\$ 478,000 - \$ 478,999	\$ 2,842.00	\$ 40.00	\$ 2,882.00	
\$ 479,000 - \$ 479,999	\$ 2,848.00	\$ 40.00	\$ 2,888.00	
\$ 480,000 - \$ 480,999	\$ 2,854.00	\$ 40.00	\$ 2,894.00	
\$ 481,000 - \$ 481,999	\$ 2,860.00	\$ 40.00	\$ 2,900.00	
\$ 482,000 - \$ 482,999	\$ 2,866.00	\$ 40.00	\$ 2,906.00	
\$ 483,000 - \$ 483,999	\$ 2,872.00	\$ 40.00	\$ 2,912.00	
\$ 484,000 - \$ 484,999	\$ 2,878.00	\$ 40.00	\$ 2,918.00	
\$ 485,000 - \$ 485,999	\$ 2,884.00	\$ 40.00	\$ 2,924.00	
\$ 486,000 - \$ 486,999	\$ 2,890.00	\$ 40.00	\$ 2,930.00	
\$ 487,000 - \$ 487,999	\$ 2,896.00	\$ 40.00	\$ 2,936.00	
\$ 488,000 - \$ 488,999	\$ 2,902.00	\$ 40.00	\$ 2,942.00	
\$ 489,000 - \$ 489,999	\$ 2,908.00	\$ 40.00	\$ 2,948.00	
\$ 490,000 - \$ 490,999	\$ 2,914.00	\$ 40.00	\$ 2,954.00	
\$ 491,000 - \$ 491,999	\$ 2,920.00	\$ 40.00	\$ 2,960.00	
\$ 492,000 - \$ 492,999	\$ 2,926.00	\$ 40.00	\$ 2,966.00	
\$ 493,000 - \$ 493,999	\$ 2,932.00	\$ 40.00	\$ 2,972.00	
\$ 494,000 - \$ 494,999	\$ 2,938.00	\$ 40.00	\$ 2,978.00	
\$ 495,000 - \$ 495,999	\$ 2,944.00	\$ 40.00	\$ 2,984.00	
\$ 496,000 - \$ 496,999	\$ 2,950.00	\$ 40.00	\$ 2,990.00	
\$ 497,000 - \$ 497,999	\$ 2,956.00	\$ 40.00	\$ 2,996.00	
\$ 498,000 - \$ 498,999	\$ 2,962.00	\$ 40.00	\$ 3,002.00	
\$ 499,000 - \$ 499,999	\$ 2,968.00	\$ 40.00	\$ 3,008.00	
\$ 500,000 - \$ 500,999	\$ 2,974.00	\$ 40.00	\$ 3,014.00	
\$ 501,000 - \$ 501,999	\$ 2,980.00	\$ 40.00	\$ 3,020.00	
\$ 502,000 - \$ 502,999	\$ 2,986.00	\$ 40.00	\$ 3,026.00	
\$ 503,000 - \$ 503,999	\$ 2,992.00	\$ 40.00	\$ 3,032.00	
\$ 504,000 - \$ 504,999	\$ 2,998.00	\$ 40.00	\$ 3,038.00	
\$ 505,000 - \$ 505,999	\$ 3,004.00	\$ 40.00	\$ 3,044.00	
\$ 506,000 - \$ 506,999	\$ 3,010.00	\$ 40.00	\$ 3,050.00	
\$ 507,000 - \$ 507,999	\$ 3,016.00	\$ 40.00	\$ 3,056.00	
\$ 508,000 - \$ 508,999	\$ 3,022.00	\$ 40.00	\$ 3,062.00	
\$ 509,000 - \$ 509,999	\$ 3,028.00	\$ 40.00	\$ 3,068.00	
\$ 510,000 - \$ 510,999	\$ 3,034.00	\$ 40.00	\$ 3,074.00	



EXHIBIT A - "Structural Valuation Table"
Winnebago County Regional Planning and Economic Development
Building Fee Schedule for Residential / Commercial Construction



Valuation Range		\$ 6.00	\$ 40.00	Total
		Fee	Processing Fee (PF)	
\$ 511,000 - \$ 511,999		\$ 3,040.00	\$ 40.00	\$ 3,080.00
\$ 512,000 - \$ 512,999		\$ 3,046.00	\$ 40.00	\$ 3,086.00
\$ 513,000 - \$ 513,999		\$ 3,052.00	\$ 40.00	\$ 3,092.00
\$ 514,000 - \$ 514,999		\$ 3,058.00	\$ 40.00	\$ 3,098.00
\$ 515,000 - \$ 515,999		\$ 3,064.00	\$ 40.00	\$ 3,104.00
\$ 516,000 - \$ 516,999		\$ 3,070.00	\$ 40.00	\$ 3,110.00
\$ 517,000 - \$ 517,999		\$ 3,076.00	\$ 40.00	\$ 3,116.00
\$ 518,000 - \$ 518,999		\$ 3,082.00	\$ 40.00	\$ 3,122.00
\$ 519,000 - \$ 519,999		\$ 3,088.00	\$ 40.00	\$ 3,128.00
\$ 520,000 - \$ 520,999		\$ 3,094.00	\$ 40.00	\$ 3,134.00
\$ 521,000 - \$ 521,999		\$ 3,100.00	\$ 40.00	\$ 3,140.00
\$ 522,000 - \$ 522,999		\$ 3,106.00	\$ 40.00	\$ 3,146.00
\$ 523,000 - \$ 523,999		\$ 3,112.00	\$ 40.00	\$ 3,152.00
\$ 524,000 - \$ 524,999		\$ 3,118.00	\$ 40.00	\$ 3,158.00
\$ 525,000 - \$ 525,999		\$ 3,124.00	\$ 40.00	\$ 3,164.00
\$ 526,000 - \$ 526,999		\$ 3,130.00	\$ 40.00	\$ 3,170.00
\$ 527,000 - \$ 527,999		\$ 3,136.00	\$ 40.00	\$ 3,176.00
\$ 528,000 - \$ 528,999		\$ 3,142.00	\$ 40.00	\$ 3,182.00
\$ 529,000 - \$ 529,999		\$ 3,148.00	\$ 40.00	\$ 3,188.00
\$ 530,000 - \$ 530,999		\$ 3,154.00	\$ 40.00	\$ 3,194.00
\$ 531,000 - \$ 531,999		\$ 3,160.00	\$ 40.00	\$ 3,200.00
\$ 532,000 - \$ 532,999		\$ 3,166.00	\$ 40.00	\$ 3,206.00
\$ 533,000 - \$ 533,999		\$ 3,172.00	\$ 40.00	\$ 3,212.00
\$ 534,000 - \$ 534,999		\$ 3,178.00	\$ 40.00	\$ 3,218.00
\$ 535,000 - \$ 535,999		\$ 3,184.00	\$ 40.00	\$ 3,224.00
\$ 536,000 - \$ 536,999		\$ 3,190.00	\$ 40.00	\$ 3,230.00
\$ 537,000 - \$ 537,999		\$ 3,196.00	\$ 40.00	\$ 3,236.00
\$ 538,000 - \$ 538,999		\$ 3,202.00	\$ 40.00	\$ 3,242.00
\$ 539,000 - \$ 539,999		\$ 3,208.00	\$ 40.00	\$ 3,248.00
\$ 540,000 - \$ 540,999		\$ 3,214.00	\$ 40.00	\$ 3,254.00
\$ 541,000 - \$ 541,999		\$ 3,220.00	\$ 40.00	\$ 3,260.00
\$ 542,000 - \$ 542,999		\$ 3,226.00	\$ 40.00	\$ 3,266.00
\$ 543,000 - \$ 543,999		\$ 3,232.00	\$ 40.00	\$ 3,272.00
\$ 544,000 - \$ 544,999		\$ 3,238.00	\$ 40.00	\$ 3,278.00
\$ 545,000 - \$ 545,999		\$ 3,244.00	\$ 40.00	\$ 3,284.00
\$ 546,000 - \$ 546,999		\$ 3,250.00	\$ 40.00	\$ 3,290.00
\$ 547,000 - \$ 547,999		\$ 3,256.00	\$ 40.00	\$ 3,296.00
\$ 548,000 - \$ 548,999		\$ 3,262.00	\$ 40.00	\$ 3,302.00
\$ 549,000 - \$ 549,999		\$ 3,268.00	\$ 40.00	\$ 3,308.00
\$ 550,000 - \$ 550,999		\$ 3,274.00	\$ 40.00	\$ 3,314.00
\$ 551,000 - \$ 551,999		\$ 3,280.00	\$ 40.00	\$ 3,320.00
\$ 552,000 - \$ 552,999		\$ 3,286.00	\$ 40.00	\$ 3,326.00
\$ 553,000 - \$ 553,999		\$ 3,292.00	\$ 40.00	\$ 3,332.00
\$ 554,000 - \$ 554,999		\$ 3,298.00	\$ 40.00	\$ 3,338.00
\$ 555,000 - \$ 555,999		\$ 3,304.00	\$ 40.00	\$ 3,344.00
\$ 556,000 - \$ 556,999		\$ 3,310.00	\$ 40.00	\$ 3,350.00
\$ 557,000 - \$ 557,999		\$ 3,316.00	\$ 40.00	\$ 3,356.00
\$ 558,000 - \$ 558,999		\$ 3,322.00	\$ 40.00	\$ 3,362.00
\$ 559,000 - \$ 559,999		\$ 3,328.00	\$ 40.00	\$ 3,368.00
\$ 560,000 - \$ 560,999		\$ 3,334.00	\$ 40.00	\$ 3,374.00
\$ 561,000 - \$ 561,999		\$ 3,340.00	\$ 40.00	\$ 3,380.00
\$ 562,000 - \$ 562,999		\$ 3,346.00	\$ 40.00	\$ 3,386.00
\$ 563,000 - \$ 563,999		\$ 3,352.00	\$ 40.00	\$ 3,392.00



EXHIBIT A - "Structural Valuation Table"
Winnebago County Regional Planning and Economic Development
Building Fee Schedule for Residential / Commercial Construction



Valuation Range	\$ 6.00	\$ 40.00	Total
	Fee	Processing Fee (PF)	
\$ 564,000 - \$ 564,999	\$ 3,358.00	\$ 40.00	\$ 3,398.00
\$ 565,000 - \$ 565,999	\$ 3,364.00	\$ 40.00	\$ 3,404.00
\$ 566,000 - \$ 566,999	\$ 3,370.00	\$ 40.00	\$ 3,410.00
\$ 567,000 - \$ 567,999	\$ 3,376.00	\$ 40.00	\$ 3,416.00
\$ 568,000 - \$ 568,999	\$ 3,382.00	\$ 40.00	\$ 3,422.00
\$ 569,000 - \$ 569,999	\$ 3,388.00	\$ 40.00	\$ 3,428.00
\$ 570,000 - \$ 570,999	\$ 3,394.00	\$ 40.00	\$ 3,434.00
\$ 571,000 - \$ 571,999	\$ 3,400.00	\$ 40.00	\$ 3,440.00
\$ 572,000 - \$ 572,999	\$ 3,406.00	\$ 40.00	\$ 3,446.00
\$ 573,000 - \$ 573,999	\$ 3,412.00	\$ 40.00	\$ 3,452.00
\$ 574,000 - \$ 574,999	\$ 3,418.00	\$ 40.00	\$ 3,458.00
\$ 575,000 - \$ 575,999	\$ 3,424.00	\$ 40.00	\$ 3,464.00
\$ 576,000 - \$ 576,999	\$ 3,430.00	\$ 40.00	\$ 3,470.00
\$ 577,000 - \$ 577,999	\$ 3,436.00	\$ 40.00	\$ 3,476.00
\$ 578,000 - \$ 578,999	\$ 3,442.00	\$ 40.00	\$ 3,482.00
\$ 579,000 - \$ 579,999	\$ 3,448.00	\$ 40.00	\$ 3,488.00
\$ 580,000 - \$ 580,999	\$ 3,454.00	\$ 40.00	\$ 3,494.00
\$ 581,000 - \$ 581,999	\$ 3,460.00	\$ 40.00	\$ 3,500.00
\$ 582,000 - \$ 582,999	\$ 3,466.00	\$ 40.00	\$ 3,506.00
\$ 583,000 - \$ 583,999	\$ 3,472.00	\$ 40.00	\$ 3,512.00
\$ 584,000 - \$ 584,999	\$ 3,478.00	\$ 40.00	\$ 3,518.00
\$ 585,000 - \$ 585,999	\$ 3,484.00	\$ 40.00	\$ 3,524.00
\$ 586,000 - \$ 586,999	\$ 3,490.00	\$ 40.00	\$ 3,530.00
\$ 587,000 - \$ 587,999	\$ 3,496.00	\$ 40.00	\$ 3,536.00
\$ 588,000 - \$ 588,999	\$ 3,502.00	\$ 40.00	\$ 3,542.00
\$ 589,000 - \$ 589,999	\$ 3,508.00	\$ 40.00	\$ 3,548.00
\$ 590,000 - \$ 590,999	\$ 3,514.00	\$ 40.00	\$ 3,554.00
\$ 591,000 - \$ 591,999	\$ 3,520.00	\$ 40.00	\$ 3,560.00
\$ 592,000 - \$ 592,999	\$ 3,526.00	\$ 40.00	\$ 3,566.00
\$ 593,000 - \$ 593,999	\$ 3,532.00	\$ 40.00	\$ 3,572.00
\$ 594,000 - \$ 594,999	\$ 3,538.00	\$ 40.00	\$ 3,578.00
\$ 595,000 - \$ 595,999	\$ 3,544.00	\$ 40.00	\$ 3,584.00
\$ 596,000 - \$ 596,999	\$ 3,550.00	\$ 40.00	\$ 3,590.00
\$ 597,000 - \$ 597,999	\$ 3,556.00	\$ 40.00	\$ 3,596.00
\$ 598,000 - \$ 598,999	\$ 3,562.00	\$ 40.00	\$ 3,602.00
\$ 599,000 - \$ 599,999	\$ 3,568.00	\$ 40.00	\$ 3,608.00
\$ 600,000 - \$ 600,999	\$ 3,574.00	\$ 40.00	\$ 3,614.00
\$ 601,000 - \$ 601,999	\$ 3,580.00	\$ 40.00	\$ 3,620.00
\$ 602,000 - \$ 602,999	\$ 3,586.00	\$ 40.00	\$ 3,626.00
\$ 603,000 - \$ 603,999	\$ 3,592.00	\$ 40.00	\$ 3,632.00
\$ 604,000 - \$ 604,999	\$ 3,598.00	\$ 40.00	\$ 3,638.00
\$ 605,000 - \$ 605,999	\$ 3,604.00	\$ 40.00	\$ 3,644.00
\$ 606,000 - \$ 606,999	\$ 3,610.00	\$ 40.00	\$ 3,650.00
\$ 607,000 - \$ 607,999	\$ 3,616.00	\$ 40.00	\$ 3,656.00
\$ 608,000 - \$ 608,999	\$ 3,622.00	\$ 40.00	\$ 3,662.00
\$ 609,000 - \$ 609,999	\$ 3,628.00	\$ 40.00	\$ 3,668.00
\$ 610,000 - \$ 610,999	\$ 3,634.00	\$ 40.00	\$ 3,674.00
\$ 611,000 - \$ 611,999	\$ 3,640.00	\$ 40.00	\$ 3,680.00
\$ 612,000 - \$ 612,999	\$ 3,646.00	\$ 40.00	\$ 3,686.00
\$ 613,000 - \$ 613,999	\$ 3,652.00	\$ 40.00	\$ 3,692.00
\$ 614,000 - \$ 614,999	\$ 3,658.00	\$ 40.00	\$ 3,698.00
\$ 615,000 - \$ 615,999	\$ 3,664.00	\$ 40.00	\$ 3,704.00
\$ 616,000 - \$ 616,999	\$ 3,670.00	\$ 40.00	\$ 3,710.00



EXHIBIT A - "Structural Valuation Table"
Winnebago County Regional Planning and Economic Development
Building Fee Schedule for Residential / Commercial Construction



Valuation Range		\$ 6.00	\$ 40.00	Total
		Fee	Processing Fee (PF)	
\$ 617,000 - \$ 617,999		\$ 3,676.00	\$ 40.00	\$ 3,716.00
\$ 618,000 - \$ 618,999		\$ 3,682.00	\$ 40.00	\$ 3,722.00
\$ 619,000 - \$ 619,999		\$ 3,688.00	\$ 40.00	\$ 3,728.00
\$ 620,000 - \$ 620,999		\$ 3,694.00	\$ 40.00	\$ 3,734.00
\$ 621,000 - \$ 621,999		\$ 3,700.00	\$ 40.00	\$ 3,740.00
\$ 622,000 - \$ 622,999		\$ 3,706.00	\$ 40.00	\$ 3,746.00
\$ 623,000 - \$ 623,999		\$ 3,712.00	\$ 40.00	\$ 3,752.00
\$ 624,000 - \$ 624,999		\$ 3,718.00	\$ 40.00	\$ 3,758.00
\$ 625,000 - \$ 625,999		\$ 3,724.00	\$ 40.00	\$ 3,764.00
\$ 626,000 - \$ 626,999		\$ 3,730.00	\$ 40.00	\$ 3,770.00
\$ 627,000 - \$ 627,999		\$ 3,736.00	\$ 40.00	\$ 3,776.00
\$ 628,000 - \$ 628,999		\$ 3,742.00	\$ 40.00	\$ 3,782.00
\$ 629,000 - \$ 629,999		\$ 3,748.00	\$ 40.00	\$ 3,788.00
\$ 630,000 - \$ 630,999		\$ 3,754.00	\$ 40.00	\$ 3,794.00
\$ 631,000 - \$ 631,999		\$ 3,760.00	\$ 40.00	\$ 3,800.00
\$ 632,000 - \$ 632,999		\$ 3,766.00	\$ 40.00	\$ 3,806.00
\$ 633,000 - \$ 633,999		\$ 3,772.00	\$ 40.00	\$ 3,812.00
\$ 634,000 - \$ 634,999		\$ 3,778.00	\$ 40.00	\$ 3,818.00
\$ 635,000 - \$ 635,999		\$ 3,784.00	\$ 40.00	\$ 3,824.00
\$ 636,000 - \$ 636,999		\$ 3,790.00	\$ 40.00	\$ 3,830.00
\$ 637,000 - \$ 637,999		\$ 3,796.00	\$ 40.00	\$ 3,836.00
\$ 638,000 - \$ 638,999		\$ 3,802.00	\$ 40.00	\$ 3,842.00
\$ 639,000 - \$ 639,999		\$ 3,808.00	\$ 40.00	\$ 3,848.00
\$ 640,000 - \$ 640,999		\$ 3,814.00	\$ 40.00	\$ 3,854.00
\$ 641,000 - \$ 641,999		\$ 3,820.00	\$ 40.00	\$ 3,860.00
\$ 642,000 - \$ 642,999		\$ 3,826.00	\$ 40.00	\$ 3,866.00
\$ 643,000 - \$ 643,999		\$ 3,832.00	\$ 40.00	\$ 3,872.00
\$ 644,000 - \$ 644,999		\$ 3,838.00	\$ 40.00	\$ 3,878.00
\$ 645,000 - \$ 645,999		\$ 3,844.00	\$ 40.00	\$ 3,884.00
\$ 646,000 - \$ 646,999		\$ 3,850.00	\$ 40.00	\$ 3,890.00
\$ 647,000 - \$ 647,999		\$ 3,856.00	\$ 40.00	\$ 3,896.00
\$ 648,000 - \$ 648,999		\$ 3,862.00	\$ 40.00	\$ 3,902.00
\$ 649,000 - \$ 649,999		\$ 3,868.00	\$ 40.00	\$ 3,908.00
\$ 650,000 - \$ 650,999		\$ 3,874.00	\$ 40.00	\$ 3,914.00
\$ 651,000 - \$ 651,999		\$ 3,880.00	\$ 40.00	\$ 3,920.00
\$ 652,000 - \$ 652,999		\$ 3,886.00	\$ 40.00	\$ 3,926.00
\$ 653,000 - \$ 653,999		\$ 3,892.00	\$ 40.00	\$ 3,932.00
\$ 654,000 - \$ 654,999		\$ 3,898.00	\$ 40.00	\$ 3,938.00
\$ 655,000 - \$ 655,999		\$ 3,904.00	\$ 40.00	\$ 3,944.00
\$ 656,000 - \$ 656,999		\$ 3,910.00	\$ 40.00	\$ 3,950.00
\$ 657,000 - \$ 657,999		\$ 3,916.00	\$ 40.00	\$ 3,956.00
\$ 658,000 - \$ 658,999		\$ 3,922.00	\$ 40.00	\$ 3,962.00
\$ 659,000 - \$ 659,999		\$ 3,928.00	\$ 40.00	\$ 3,968.00
\$ 660,000 - \$ 660,999		\$ 3,934.00	\$ 40.00	\$ 3,974.00
\$ 661,000 - \$ 661,999		\$ 3,940.00	\$ 40.00	\$ 3,980.00
\$ 662,000 - \$ 662,999		\$ 3,946.00	\$ 40.00	\$ 3,986.00
\$ 663,000 - \$ 663,999		\$ 3,952.00	\$ 40.00	\$ 3,992.00
\$ 664,000 - \$ 664,999		\$ 3,958.00	\$ 40.00	\$ 3,998.00
\$ 665,000 - \$ 665,999		\$ 3,964.00	\$ 40.00	\$ 4,004.00
\$ 666,000 - \$ 666,999		\$ 3,970.00	\$ 40.00	\$ 4,010.00
\$ 667,000 - \$ 667,999		\$ 3,976.00	\$ 40.00	\$ 4,016.00
\$ 668,000 - \$ 668,999		\$ 3,982.00	\$ 40.00	\$ 4,022.00
\$ 669,000 - \$ 669,999		\$ 3,988.00	\$ 40.00	\$ 4,028.00



EXHIBIT A - "Structural Valuation Table"

**Winnebago County Regional Planning and Economic Development
Building Fee Schedule for Residential / Commercial Construction**



Valuation Range	\$ 6.00	\$ 40.00	Total
	Fee	Processing Fee (PF)	
\$ 670,000 - \$ 670,999	\$ 3,994.00	\$ 40.00	\$ 4,034.00
\$ 671,000 - \$ 671,999	\$ 4,000.00	\$ 40.00	\$ 4,040.00
\$ 672,000 - \$ 672,999	\$ 4,006.00	\$ 40.00	\$ 4,046.00
\$ 673,000 - \$ 673,999	\$ 4,012.00	\$ 40.00	\$ 4,052.00
\$ 674,000 - \$ 674,999	\$ 4,018.00	\$ 40.00	\$ 4,058.00
\$ 675,000 - \$ 675,999	\$ 4,024.00	\$ 40.00	\$ 4,064.00
\$ 676,000 - \$ 676,999	\$ 4,030.00	\$ 40.00	\$ 4,070.00
\$ 677,000 - \$ 677,999	\$ 4,036.00	\$ 40.00	\$ 4,076.00
\$ 678,000 - \$ 678,999	\$ 4,042.00	\$ 40.00	\$ 4,082.00
\$ 679,000 - \$ 679,999	\$ 4,048.00	\$ 40.00	\$ 4,088.00
\$ 680,000 - \$ 680,999	\$ 4,054.00	\$ 40.00	\$ 4,094.00
\$ 681,000 - \$ 681,999	\$ 4,060.00	\$ 40.00	\$ 4,100.00
\$ 682,000 - \$ 682,999	\$ 4,066.00	\$ 40.00	\$ 4,106.00
\$ 683,000 - \$ 683,999	\$ 4,072.00	\$ 40.00	\$ 4,112.00
\$ 684,000 - \$ 684,999	\$ 4,078.00	\$ 40.00	\$ 4,118.00
\$ 685,000 - \$ 685,999	\$ 4,084.00	\$ 40.00	\$ 4,124.00
\$ 686,000 - \$ 686,999	\$ 4,090.00	\$ 40.00	\$ 4,130.00
\$ 687,000 - \$ 687,999	\$ 4,096.00	\$ 40.00	\$ 4,136.00
\$ 688,000 - \$ 688,999	\$ 4,102.00	\$ 40.00	\$ 4,142.00
\$ 689,000 - \$ 689,999	\$ 4,108.00	\$ 40.00	\$ 4,148.00
\$ 690,000 - \$ 690,999	\$ 4,114.00	\$ 40.00	\$ 4,154.00
\$ 691,000 - \$ 691,999	\$ 4,120.00	\$ 40.00	\$ 4,160.00
\$ 692,000 - \$ 692,999	\$ 4,126.00	\$ 40.00	\$ 4,166.00
\$ 693,000 - \$ 693,999	\$ 4,132.00	\$ 40.00	\$ 4,172.00
\$ 694,000 - \$ 694,999	\$ 4,138.00	\$ 40.00	\$ 4,178.00
\$ 695,000 - \$ 695,999	\$ 4,144.00	\$ 40.00	\$ 4,184.00
\$ 696,000 - \$ 696,999	\$ 4,150.00	\$ 40.00	\$ 4,190.00
\$ 697,000 - \$ 697,999	\$ 4,156.00	\$ 40.00	\$ 4,196.00
\$ 698,000 - \$ 698,999	\$ 4,162.00	\$ 40.00	\$ 4,202.00
\$ 699,000 - \$ 699,999	\$ 4,168.00	\$ 40.00	\$ 4,208.00
\$ 700,000 - \$ 700,999	\$ 4,174.00	\$ 40.00	\$ 4,214.00
\$ 701,000 - \$ 701,999	\$ 4,180.00	\$ 40.00	\$ 4,220.00
\$ 702,000 - \$ 702,999	\$ 4,186.00	\$ 40.00	\$ 4,226.00
\$ 703,000 - \$ 703,999	\$ 4,192.00	\$ 40.00	\$ 4,232.00
\$ 704,000 - \$ 704,999	\$ 4,198.00	\$ 40.00	\$ 4,238.00
\$ 705,000 - \$ 705,999	\$ 4,204.00	\$ 40.00	\$ 4,244.00
\$ 706,000 - \$ 706,999	\$ 4,210.00	\$ 40.00	\$ 4,250.00
\$ 707,000 - \$ 707,999	\$ 4,216.00	\$ 40.00	\$ 4,256.00
\$ 708,000 - \$ 708,999	\$ 4,222.00	\$ 40.00	\$ 4,262.00
\$ 709,000 - \$ 709,999	\$ 4,228.00	\$ 40.00	\$ 4,268.00
\$ 710,000 - \$ 710,999	\$ 4,234.00	\$ 40.00	\$ 4,274.00
\$ 711,000 - \$ 711,999	\$ 4,240.00	\$ 40.00	\$ 4,280.00
\$ 712,000 - \$ 712,999	\$ 4,246.00	\$ 40.00	\$ 4,286.00
\$ 713,000 - \$ 713,999	\$ 4,252.00	\$ 40.00	\$ 4,292.00
\$ 714,000 - \$ 714,999	\$ 4,258.00	\$ 40.00	\$ 4,298.00
\$ 715,000 - \$ 715,999	\$ 4,264.00	\$ 40.00	\$ 4,304.00
\$ 716,000 - \$ 716,999	\$ 4,270.00	\$ 40.00	\$ 4,310.00
\$ 717,000 - \$ 717,999	\$ 4,276.00	\$ 40.00	\$ 4,316.00
\$ 718,000 - \$ 718,999	\$ 4,282.00	\$ 40.00	\$ 4,322.00
\$ 719,000 - \$ 719,999	\$ 4,288.00	\$ 40.00	\$ 4,328.00
\$ 720,000 - \$ 720,999	\$ 4,294.00	\$ 40.00	\$ 4,334.00
\$ 721,000 - \$ 721,999	\$ 4,300.00	\$ 40.00	\$ 4,340.00
\$ 722,000 - \$ 722,999	\$ 4,306.00	\$ 40.00	\$ 4,346.00



EXHIBIT A - "Structural Valuation Table"
Winnebago County Regional Planning and Economic Development
Building Fee Schedule for Residential / Commercial Construction



Valuation Range		\$ 6.00	\$ 40.00	Total
		Fee	Processing Fee (PF)	
\$ 723,000 - \$ 723,999	\$ 4,312.00	\$ 40.00	\$ 4,352.00	
\$ 724,000 - \$ 724,999	\$ 4,318.00	\$ 40.00	\$ 4,358.00	
\$ 725,000 - \$ 725,999	\$ 4,324.00	\$ 40.00	\$ 4,364.00	
\$ 726,000 - \$ 726,999	\$ 4,330.00	\$ 40.00	\$ 4,370.00	
\$ 727,000 - \$ 727,999	\$ 4,336.00	\$ 40.00	\$ 4,376.00	
\$ 728,000 - \$ 728,999	\$ 4,342.00	\$ 40.00	\$ 4,382.00	
\$ 729,000 - \$ 729,999	\$ 4,348.00	\$ 40.00	\$ 4,388.00	
\$ 730,000 - \$ 730,999	\$ 4,354.00	\$ 40.00	\$ 4,394.00	
\$ 731,000 - \$ 731,999	\$ 4,360.00	\$ 40.00	\$ 4,400.00	
\$ 732,000 - \$ 732,999	\$ 4,366.00	\$ 40.00	\$ 4,406.00	
\$ 733,000 - \$ 733,999	\$ 4,372.00	\$ 40.00	\$ 4,412.00	
\$ 734,000 - \$ 734,999	\$ 4,378.00	\$ 40.00	\$ 4,418.00	
\$ 735,000 - \$ 735,999	\$ 4,384.00	\$ 40.00	\$ 4,424.00	
\$ 736,000 - \$ 736,999	\$ 4,390.00	\$ 40.00	\$ 4,430.00	
\$ 737,000 - \$ 737,999	\$ 4,396.00	\$ 40.00	\$ 4,436.00	
\$ 738,000 - \$ 738,999	\$ 4,402.00	\$ 40.00	\$ 4,442.00	
\$ 739,000 - \$ 739,999	\$ 4,408.00	\$ 40.00	\$ 4,448.00	
\$ 740,000 - \$ 740,999	\$ 4,414.00	\$ 40.00	\$ 4,454.00	
\$ 741,000 - \$ 741,999	\$ 4,420.00	\$ 40.00	\$ 4,460.00	
\$ 742,000 - \$ 742,999	\$ 4,426.00	\$ 40.00	\$ 4,466.00	
\$ 743,000 - \$ 743,999	\$ 4,432.00	\$ 40.00	\$ 4,472.00	
\$ 744,000 - \$ 744,999	\$ 4,438.00	\$ 40.00	\$ 4,478.00	
\$ 745,000 - \$ 745,999	\$ 4,444.00	\$ 40.00	\$ 4,484.00	
\$ 746,000 - \$ 746,999	\$ 4,450.00	\$ 40.00	\$ 4,490.00	
\$ 747,000 - \$ 747,999	\$ 4,456.00	\$ 40.00	\$ 4,496.00	
\$ 748,000 - \$ 748,999	\$ 4,462.00	\$ 40.00	\$ 4,502.00	
\$ 749,000 - \$ 749,999	\$ 4,468.00	\$ 40.00	\$ 4,508.00	
\$ 750,000 - \$ 750,999	\$ 4,474.00	\$ 40.00	\$ 4,514.00	
\$ 751,000 - \$ 751,999	\$ 4,480.00	\$ 40.00	\$ 4,520.00	
\$ 752,000 - \$ 752,999	\$ 4,486.00	\$ 40.00	\$ 4,526.00	
\$ 753,000 - \$ 753,999	\$ 4,492.00	\$ 40.00	\$ 4,532.00	
\$ 754,000 - \$ 754,999	\$ 4,498.00	\$ 40.00	\$ 4,538.00	
\$ 755,000 - \$ 755,999	\$ 4,504.00	\$ 40.00	\$ 4,544.00	
\$ 756,000 - \$ 756,999	\$ 4,510.00	\$ 40.00	\$ 4,550.00	
\$ 757,000 - \$ 757,999	\$ 4,516.00	\$ 40.00	\$ 4,556.00	
\$ 758,000 - \$ 758,999	\$ 4,522.00	\$ 40.00	\$ 4,562.00	
\$ 759,000 - \$ 759,999	\$ 4,528.00	\$ 40.00	\$ 4,568.00	
\$ 760,000 - \$ 760,999	\$ 4,534.00	\$ 40.00	\$ 4,574.00	
\$ 761,000 - \$ 761,999	\$ 4,540.00	\$ 40.00	\$ 4,580.00	
\$ 762,000 - \$ 762,999	\$ 4,546.00	\$ 40.00	\$ 4,586.00	
\$ 763,000 - \$ 763,999	\$ 4,552.00	\$ 40.00	\$ 4,592.00	
\$ 764,000 - \$ 764,999	\$ 4,558.00	\$ 40.00	\$ 4,598.00	
\$ 765,000 - \$ 765,999	\$ 4,564.00	\$ 40.00	\$ 4,604.00	
\$ 766,000 - \$ 766,999	\$ 4,570.00	\$ 40.00	\$ 4,610.00	
\$ 767,000 - \$ 767,999	\$ 4,576.00	\$ 40.00	\$ 4,616.00	
\$ 768,000 - \$ 768,999	\$ 4,582.00	\$ 40.00	\$ 4,622.00	
\$ 769,000 - \$ 769,999	\$ 4,588.00	\$ 40.00	\$ 4,628.00	
\$ 770,000 - \$ 770,999	\$ 4,594.00	\$ 40.00	\$ 4,634.00	
\$ 771,000 - \$ 771,999	\$ 4,600.00	\$ 40.00	\$ 4,640.00	
\$ 772,000 - \$ 772,999	\$ 4,606.00	\$ 40.00	\$ 4,646.00	
\$ 773,000 - \$ 773,999	\$ 4,612.00	\$ 40.00	\$ 4,652.00	
\$ 774,000 - \$ 774,999	\$ 4,618.00	\$ 40.00	\$ 4,658.00	
\$ 775,000 - \$ 775,999	\$ 4,624.00	\$ 40.00	\$ 4,664.00	



EXHIBIT A - "Structural Valuation Table"
Winnebago County Regional Planning and Economic Development
Building Fee Schedule for Residential / Commercial Construction



Valuation Range		\$ 6.00	\$ 40.00	Total
		Fee	Processing Fee (PF)	
\$ 776,000 - \$ 776,999	\$ 4,630.00	\$ 40.00	\$ 4,670.00	
\$ 777,000 - \$ 777,999	\$ 4,636.00	\$ 40.00	\$ 4,676.00	
\$ 778,000 - \$ 778,999	\$ 4,642.00	\$ 40.00	\$ 4,682.00	
\$ 779,000 - \$ 779,999	\$ 4,648.00	\$ 40.00	\$ 4,688.00	
\$ 780,000 - \$ 780,999	\$ 4,654.00	\$ 40.00	\$ 4,694.00	
\$ 781,000 - \$ 781,999	\$ 4,660.00	\$ 40.00	\$ 4,700.00	
\$ 782,000 - \$ 782,999	\$ 4,666.00	\$ 40.00	\$ 4,706.00	
\$ 783,000 - \$ 783,999	\$ 4,672.00	\$ 40.00	\$ 4,712.00	
\$ 784,000 - \$ 784,999	\$ 4,678.00	\$ 40.00	\$ 4,718.00	
\$ 785,000 - \$ 785,999	\$ 4,684.00	\$ 40.00	\$ 4,724.00	
\$ 786,000 - \$ 786,999	\$ 4,690.00	\$ 40.00	\$ 4,730.00	
\$ 787,000 - \$ 787,999	\$ 4,696.00	\$ 40.00	\$ 4,736.00	
\$ 788,000 - \$ 788,999	\$ 4,702.00	\$ 40.00	\$ 4,742.00	
\$ 789,000 - \$ 789,999	\$ 4,708.00	\$ 40.00	\$ 4,748.00	
\$ 790,000 - \$ 790,999	\$ 4,714.00	\$ 40.00	\$ 4,754.00	
\$ 791,000 - \$ 791,999	\$ 4,720.00	\$ 40.00	\$ 4,760.00	
\$ 792,000 - \$ 792,999	\$ 4,726.00	\$ 40.00	\$ 4,766.00	
\$ 793,000 - \$ 793,999	\$ 4,732.00	\$ 40.00	\$ 4,772.00	
\$ 794,000 - \$ 794,999	\$ 4,738.00	\$ 40.00	\$ 4,778.00	
\$ 795,000 - \$ 795,999	\$ 4,744.00	\$ 40.00	\$ 4,784.00	
\$ 796,000 - \$ 796,999	\$ 4,750.00	\$ 40.00	\$ 4,790.00	
\$ 797,000 - \$ 797,999	\$ 4,756.00	\$ 40.00	\$ 4,796.00	
\$ 798,000 - \$ 798,999	\$ 4,762.00	\$ 40.00	\$ 4,802.00	
\$ 799,000 - \$ 799,999	\$ 4,768.00	\$ 40.00	\$ 4,808.00	
\$ 800,000 - \$ 800,999	\$ 4,774.00	\$ 40.00	\$ 4,814.00	
\$ 801,000 - \$ 801,999	\$ 4,780.00	\$ 40.00	\$ 4,820.00	
\$ 802,000 - \$ 802,999	\$ 4,786.00	\$ 40.00	\$ 4,826.00	
\$ 803,000 - \$ 803,999	\$ 4,792.00	\$ 40.00	\$ 4,832.00	
\$ 804,000 - \$ 804,999	\$ 4,798.00	\$ 40.00	\$ 4,838.00	
\$ 805,000 - \$ 805,999	\$ 4,804.00	\$ 40.00	\$ 4,844.00	
\$ 806,000 - \$ 806,999	\$ 4,810.00	\$ 40.00	\$ 4,850.00	
\$ 807,000 - \$ 807,999	\$ 4,816.00	\$ 40.00	\$ 4,856.00	
\$ 808,000 - \$ 808,999	\$ 4,822.00	\$ 40.00	\$ 4,862.00	
\$ 809,000 - \$ 809,999	\$ 4,828.00	\$ 40.00	\$ 4,868.00	
\$ 810,000 - \$ 810,999	\$ 4,834.00	\$ 40.00	\$ 4,874.00	
\$ 811,000 - \$ 811,999	\$ 4,840.00	\$ 40.00	\$ 4,880.00	
\$ 812,000 - \$ 812,999	\$ 4,846.00	\$ 40.00	\$ 4,886.00	
\$ 813,000 - \$ 813,999	\$ 4,852.00	\$ 40.00	\$ 4,892.00	
\$ 814,000 - \$ 814,999	\$ 4,858.00	\$ 40.00	\$ 4,898.00	
\$ 815,000 - \$ 815,999	\$ 4,864.00	\$ 40.00	\$ 4,904.00	
\$ 816,000 - \$ 816,999	\$ 4,870.00	\$ 40.00	\$ 4,910.00	
\$ 817,000 - \$ 817,999	\$ 4,876.00	\$ 40.00	\$ 4,916.00	
\$ 818,000 - \$ 818,999	\$ 4,882.00	\$ 40.00	\$ 4,922.00	
\$ 819,000 - \$ 819,999	\$ 4,888.00	\$ 40.00	\$ 4,928.00	
\$ 820,000 - \$ 820,999	\$ 4,894.00	\$ 40.00	\$ 4,934.00	
\$ 821,000 - \$ 821,999	\$ 4,900.00	\$ 40.00	\$ 4,940.00	
\$ 822,000 - \$ 822,999	\$ 4,906.00	\$ 40.00	\$ 4,946.00	
\$ 823,000 - \$ 823,999	\$ 4,912.00	\$ 40.00	\$ 4,952.00	
\$ 824,000 - \$ 824,999	\$ 4,918.00	\$ 40.00	\$ 4,958.00	
\$ 825,000 - \$ 825,999	\$ 4,924.00	\$ 40.00	\$ 4,964.00	
\$ 826,000 - \$ 826,999	\$ 4,930.00	\$ 40.00	\$ 4,970.00	
\$ 827,000 - \$ 827,999	\$ 4,936.00	\$ 40.00	\$ 4,976.00	
\$ 828,000 - \$ 828,999	\$ 4,942.00	\$ 40.00	\$ 4,982.00	



EXHIBIT A - "Structural Valuation Table"
Winnebago County Regional Planning and Economic Development
Building Fee Schedule for Residential / Commercial Construction



Valuation Range		\$ 6.00	\$ 40.00	Total
		Fee	Processing Fee (PF)	
\$ 829,000 - \$ 829,999	\$ 4,948.00	\$ 40.00	\$ 4,988.00	
\$ 830,000 - \$ 830,999	\$ 4,954.00	\$ 40.00	\$ 4,994.00	
\$ 831,000 - \$ 831,999	\$ 4,960.00	\$ 40.00	\$ 5,000.00	
\$ 832,000 - \$ 832,999	\$ 4,966.00	\$ 40.00	\$ 5,006.00	
\$ 833,000 - \$ 833,999	\$ 4,972.00	\$ 40.00	\$ 5,012.00	
\$ 834,000 - \$ 834,999	\$ 4,978.00	\$ 40.00	\$ 5,018.00	
\$ 835,000 - \$ 835,999	\$ 4,984.00	\$ 40.00	\$ 5,024.00	
\$ 836,000 - \$ 836,999	\$ 4,990.00	\$ 40.00	\$ 5,030.00	
\$ 837,000 - \$ 837,999	\$ 4,996.00	\$ 40.00	\$ 5,036.00	
\$ 838,000 - \$ 838,999	\$ 5,002.00	\$ 40.00	\$ 5,042.00	
\$ 839,000 - \$ 839,999	\$ 5,008.00	\$ 40.00	\$ 5,048.00	
\$ 840,000 - \$ 840,999	\$ 5,014.00	\$ 40.00	\$ 5,054.00	
\$ 841,000 - \$ 841,999	\$ 5,020.00	\$ 40.00	\$ 5,060.00	
\$ 842,000 - \$ 842,999	\$ 5,026.00	\$ 40.00	\$ 5,066.00	
\$ 843,000 - \$ 843,999	\$ 5,032.00	\$ 40.00	\$ 5,072.00	
\$ 844,000 - \$ 844,999	\$ 5,038.00	\$ 40.00	\$ 5,078.00	
\$ 845,000 - \$ 845,999	\$ 5,044.00	\$ 40.00	\$ 5,084.00	
\$ 846,000 - \$ 846,999	\$ 5,050.00	\$ 40.00	\$ 5,090.00	
\$ 847,000 - \$ 847,999	\$ 5,056.00	\$ 40.00	\$ 5,096.00	
\$ 848,000 - \$ 848,999	\$ 5,062.00	\$ 40.00	\$ 5,102.00	
\$ 849,000 - \$ 849,999	\$ 5,068.00	\$ 40.00	\$ 5,108.00	
\$ 850,000 - \$ 850,999	\$ 5,074.00	\$ 40.00	\$ 5,114.00	
\$ 851,000 - \$ 851,999	\$ 5,080.00	\$ 40.00	\$ 5,120.00	
\$ 852,000 - \$ 852,999	\$ 5,086.00	\$ 40.00	\$ 5,126.00	
\$ 853,000 - \$ 853,999	\$ 5,092.00	\$ 40.00	\$ 5,132.00	
\$ 854,000 - \$ 854,999	\$ 5,098.00	\$ 40.00	\$ 5,138.00	
\$ 855,000 - \$ 855,999	\$ 5,104.00	\$ 40.00	\$ 5,144.00	
\$ 856,000 - \$ 856,999	\$ 5,110.00	\$ 40.00	\$ 5,150.00	
\$ 857,000 - \$ 857,999	\$ 5,116.00	\$ 40.00	\$ 5,156.00	
\$ 858,000 - \$ 858,999	\$ 5,122.00	\$ 40.00	\$ 5,162.00	
\$ 859,000 - \$ 859,999	\$ 5,128.00	\$ 40.00	\$ 5,168.00	
\$ 860,000 - \$ 860,999	\$ 5,134.00	\$ 40.00	\$ 5,174.00	
\$ 861,000 - \$ 861,999	\$ 5,140.00	\$ 40.00	\$ 5,180.00	
\$ 862,000 - \$ 862,999	\$ 5,146.00	\$ 40.00	\$ 5,186.00	
\$ 863,000 - \$ 863,999	\$ 5,152.00	\$ 40.00	\$ 5,192.00	
\$ 864,000 - \$ 864,999	\$ 5,158.00	\$ 40.00	\$ 5,198.00	
\$ 865,000 - \$ 865,999	\$ 5,164.00	\$ 40.00	\$ 5,204.00	
\$ 866,000 - \$ 866,999	\$ 5,170.00	\$ 40.00	\$ 5,210.00	
\$ 867,000 - \$ 867,999	\$ 5,176.00	\$ 40.00	\$ 5,216.00	
\$ 868,000 - \$ 868,999	\$ 5,182.00	\$ 40.00	\$ 5,222.00	
\$ 869,000 - \$ 869,999	\$ 5,188.00	\$ 40.00	\$ 5,228.00	
\$ 870,000 - \$ 870,999	\$ 5,194.00	\$ 40.00	\$ 5,234.00	
\$ 871,000 - \$ 871,999	\$ 5,200.00	\$ 40.00	\$ 5,240.00	
\$ 872,000 - \$ 872,999	\$ 5,206.00	\$ 40.00	\$ 5,246.00	
\$ 873,000 - \$ 873,999	\$ 5,212.00	\$ 40.00	\$ 5,252.00	
\$ 874,000 - \$ 874,999	\$ 5,218.00	\$ 40.00	\$ 5,258.00	
\$ 875,000 - \$ 875,999	\$ 5,224.00	\$ 40.00	\$ 5,264.00	
\$ 876,000 - \$ 876,999	\$ 5,230.00	\$ 40.00	\$ 5,270.00	
\$ 877,000 - \$ 877,999	\$ 5,236.00	\$ 40.00	\$ 5,276.00	
\$ 878,000 - \$ 878,999	\$ 5,242.00	\$ 40.00	\$ 5,282.00	
\$ 879,000 - \$ 879,999	\$ 5,248.00	\$ 40.00	\$ 5,288.00	
\$ 880,000 - \$ 880,999	\$ 5,254.00	\$ 40.00	\$ 5,294.00	
\$ 881,000 - \$ 881,999	\$ 5,260.00	\$ 40.00	\$ 5,300.00	



EXHIBIT A - "Structural Valuation Table"
Winnebago County Regional Planning and Economic Development
Building Fee Schedule for Residential / Commercial Construction



Valuation Range		\$ 6.00	\$ 40.00	Total
		Fee	Processing Fee (PF)	
\$ 882,000 - \$ 882,999	\$ 5,266.00	\$ 40.00	\$ 5,306.00	
\$ 883,000 - \$ 883,999	\$ 5,272.00	\$ 40.00	\$ 5,312.00	
\$ 884,000 - \$ 884,999	\$ 5,278.00	\$ 40.00	\$ 5,318.00	
\$ 885,000 - \$ 885,999	\$ 5,284.00	\$ 40.00	\$ 5,324.00	
\$ 886,000 - \$ 886,999	\$ 5,290.00	\$ 40.00	\$ 5,330.00	
\$ 887,000 - \$ 887,999	\$ 5,296.00	\$ 40.00	\$ 5,336.00	
\$ 888,000 - \$ 888,999	\$ 5,302.00	\$ 40.00	\$ 5,342.00	
\$ 889,000 - \$ 889,999	\$ 5,308.00	\$ 40.00	\$ 5,348.00	
\$ 890,000 - \$ 890,999	\$ 5,314.00	\$ 40.00	\$ 5,354.00	
\$ 891,000 - \$ 891,999	\$ 5,320.00	\$ 40.00	\$ 5,360.00	
\$ 892,000 - \$ 892,999	\$ 5,326.00	\$ 40.00	\$ 5,366.00	
\$ 893,000 - \$ 893,999	\$ 5,332.00	\$ 40.00	\$ 5,372.00	
\$ 894,000 - \$ 894,999	\$ 5,338.00	\$ 40.00	\$ 5,378.00	
\$ 895,000 - \$ 895,999	\$ 5,344.00	\$ 40.00	\$ 5,384.00	
\$ 896,000 - \$ 896,999	\$ 5,350.00	\$ 40.00	\$ 5,390.00	
\$ 897,000 - \$ 897,999	\$ 5,356.00	\$ 40.00	\$ 5,396.00	
\$ 898,000 - \$ 898,999	\$ 5,362.00	\$ 40.00	\$ 5,402.00	
\$ 899,000 - \$ 899,999	\$ 5,368.00	\$ 40.00	\$ 5,408.00	
\$ 900,000 - \$ 900,999	\$ 5,374.00	\$ 40.00	\$ 5,414.00	
\$ 901,000 - \$ 901,999	\$ 5,380.00	\$ 40.00	\$ 5,420.00	
\$ 902,000 - \$ 902,999	\$ 5,386.00	\$ 40.00	\$ 5,426.00	
\$ 903,000 - \$ 903,999	\$ 5,392.00	\$ 40.00	\$ 5,432.00	
\$ 904,000 - \$ 904,999	\$ 5,398.00	\$ 40.00	\$ 5,438.00	
\$ 905,000 - \$ 905,999	\$ 5,404.00	\$ 40.00	\$ 5,444.00	
\$ 906,000 - \$ 906,999	\$ 5,410.00	\$ 40.00	\$ 5,450.00	
\$ 907,000 - \$ 907,999	\$ 5,416.00	\$ 40.00	\$ 5,456.00	
\$ 908,000 - \$ 908,999	\$ 5,422.00	\$ 40.00	\$ 5,462.00	
\$ 909,000 - \$ 909,999	\$ 5,428.00	\$ 40.00	\$ 5,468.00	
\$ 910,000 - \$ 910,999	\$ 5,434.00	\$ 40.00	\$ 5,474.00	
\$ 911,000 - \$ 911,999	\$ 5,440.00	\$ 40.00	\$ 5,480.00	
\$ 912,000 - \$ 912,999	\$ 5,446.00	\$ 40.00	\$ 5,486.00	
\$ 913,000 - \$ 913,999	\$ 5,452.00	\$ 40.00	\$ 5,492.00	
\$ 914,000 - \$ 914,999	\$ 5,458.00	\$ 40.00	\$ 5,498.00	
\$ 915,000 - \$ 915,999	\$ 5,464.00	\$ 40.00	\$ 5,504.00	
\$ 916,000 - \$ 916,999	\$ 5,470.00	\$ 40.00	\$ 5,510.00	
\$ 917,000 - \$ 917,999	\$ 5,476.00	\$ 40.00	\$ 5,516.00	
\$ 918,000 - \$ 918,999	\$ 5,482.00	\$ 40.00	\$ 5,522.00	
\$ 919,000 - \$ 919,999	\$ 5,488.00	\$ 40.00	\$ 5,528.00	
\$ 920,000 - \$ 920,999	\$ 5,494.00	\$ 40.00	\$ 5,534.00	
\$ 921,000 - \$ 921,999	\$ 5,500.00	\$ 40.00	\$ 5,540.00	
\$ 922,000 - \$ 922,999	\$ 5,506.00	\$ 40.00	\$ 5,546.00	
\$ 923,000 - \$ 923,999	\$ 5,512.00	\$ 40.00	\$ 5,552.00	
\$ 924,000 - \$ 924,999	\$ 5,518.00	\$ 40.00	\$ 5,558.00	
\$ 925,000 - \$ 925,999	\$ 5,524.00	\$ 40.00	\$ 5,564.00	
\$ 926,000 - \$ 926,999	\$ 5,530.00	\$ 40.00	\$ 5,570.00	
\$ 927,000 - \$ 927,999	\$ 5,536.00	\$ 40.00	\$ 5,576.00	
\$ 928,000 - \$ 928,999	\$ 5,542.00	\$ 40.00	\$ 5,582.00	
\$ 929,000 - \$ 929,999	\$ 5,548.00	\$ 40.00	\$ 5,588.00	
\$ 930,000 - \$ 930,999	\$ 5,554.00	\$ 40.00	\$ 5,594.00	
\$ 931,000 - \$ 931,999	\$ 5,560.00	\$ 40.00	\$ 5,600.00	
\$ 932,000 - \$ 932,999	\$ 5,566.00	\$ 40.00	\$ 5,606.00	
\$ 933,000 - \$ 933,999	\$ 5,572.00	\$ 40.00	\$ 5,612.00	
\$ 934,000 - \$ 934,999	\$ 5,578.00	\$ 40.00	\$ 5,618.00	



EXHIBIT A - "Structural Valuation Table"
Winnebago County Regional Planning and Economic Development
Building Fee Schedule for Residential / Commercial Construction



Valuation Range		\$ 6.00	\$ 40.00	Total
		Fee	Processing Fee (PF)	
\$ 935,000 - \$ 935,999	\$ 5,584.00	\$ 40.00	\$ 5,624.00	
\$ 936,000 - \$ 936,999	\$ 5,590.00	\$ 40.00	\$ 5,630.00	
\$ 937,000 - \$ 937,999	\$ 5,596.00	\$ 40.00	\$ 5,636.00	
\$ 938,000 - \$ 938,999	\$ 5,602.00	\$ 40.00	\$ 5,642.00	
\$ 939,000 - \$ 939,999	\$ 5,608.00	\$ 40.00	\$ 5,648.00	
\$ 940,000 - \$ 940,999	\$ 5,614.00	\$ 40.00	\$ 5,654.00	
\$ 941,000 - \$ 941,999	\$ 5,620.00	\$ 40.00	\$ 5,660.00	
\$ 942,000 - \$ 942,999	\$ 5,626.00	\$ 40.00	\$ 5,666.00	
\$ 943,000 - \$ 943,999	\$ 5,632.00	\$ 40.00	\$ 5,672.00	
\$ 944,000 - \$ 944,999	\$ 5,638.00	\$ 40.00	\$ 5,678.00	
\$ 945,000 - \$ 945,999	\$ 5,644.00	\$ 40.00	\$ 5,684.00	
\$ 946,000 - \$ 946,999	\$ 5,650.00	\$ 40.00	\$ 5,690.00	
\$ 947,000 - \$ 947,999	\$ 5,656.00	\$ 40.00	\$ 5,696.00	
\$ 948,000 - \$ 948,999	\$ 5,662.00	\$ 40.00	\$ 5,702.00	
\$ 949,000 - \$ 949,999	\$ 5,668.00	\$ 40.00	\$ 5,708.00	
\$ 950,000 - \$ 950,999	\$ 5,674.00	\$ 40.00	\$ 5,714.00	
\$ 951,000 - \$ 951,999	\$ 5,680.00	\$ 40.00	\$ 5,720.00	
\$ 952,000 - \$ 952,999	\$ 5,686.00	\$ 40.00	\$ 5,726.00	
\$ 953,000 - \$ 953,999	\$ 5,692.00	\$ 40.00	\$ 5,732.00	
\$ 954,000 - \$ 954,999	\$ 5,698.00	\$ 40.00	\$ 5,738.00	
\$ 955,000 - \$ 955,999	\$ 5,704.00	\$ 40.00	\$ 5,744.00	
\$ 956,000 - \$ 956,999	\$ 5,710.00	\$ 40.00	\$ 5,750.00	
\$ 957,000 - \$ 957,999	\$ 5,716.00	\$ 40.00	\$ 5,756.00	
\$ 958,000 - \$ 958,999	\$ 5,722.00	\$ 40.00	\$ 5,762.00	
\$ 959,000 - \$ 959,999	\$ 5,728.00	\$ 40.00	\$ 5,768.00	
\$ 960,000 - \$ 960,999	\$ 5,734.00	\$ 40.00	\$ 5,774.00	
\$ 961,000 - \$ 961,999	\$ 5,740.00	\$ 40.00	\$ 5,780.00	
\$ 962,000 - \$ 962,999	\$ 5,746.00	\$ 40.00	\$ 5,786.00	
\$ 963,000 - \$ 963,999	\$ 5,752.00	\$ 40.00	\$ 5,792.00	
\$ 964,000 - \$ 964,999	\$ 5,758.00	\$ 40.00	\$ 5,798.00	
\$ 965,000 - \$ 965,999	\$ 5,764.00	\$ 40.00	\$ 5,804.00	
\$ 966,000 - \$ 966,999	\$ 5,770.00	\$ 40.00	\$ 5,810.00	
\$ 967,000 - \$ 967,999	\$ 5,776.00	\$ 40.00	\$ 5,816.00	
\$ 968,000 - \$ 968,999	\$ 5,782.00	\$ 40.00	\$ 5,822.00	
\$ 969,000 - \$ 969,999	\$ 5,788.00	\$ 40.00	\$ 5,828.00	
\$ 970,000 - \$ 970,999	\$ 5,794.00	\$ 40.00	\$ 5,834.00	
\$ 971,000 - \$ 971,999	\$ 5,800.00	\$ 40.00	\$ 5,840.00	
\$ 972,000 - \$ 972,999	\$ 5,806.00	\$ 40.00	\$ 5,846.00	
\$ 973,000 - \$ 973,999	\$ 5,812.00	\$ 40.00	\$ 5,852.00	
\$ 974,000 - \$ 974,999	\$ 5,818.00	\$ 40.00	\$ 5,858.00	
\$ 975,000 - \$ 975,999	\$ 5,824.00	\$ 40.00	\$ 5,864.00	
\$ 976,000 - \$ 976,999	\$ 5,830.00	\$ 40.00	\$ 5,870.00	
\$ 977,000 - \$ 977,999	\$ 5,836.00	\$ 40.00	\$ 5,876.00	
\$ 978,000 - \$ 978,999	\$ 5,842.00	\$ 40.00	\$ 5,882.00	
\$ 979,000 - \$ 979,999	\$ 5,848.00	\$ 40.00	\$ 5,888.00	
\$ 980,000 - \$ 980,999	\$ 5,854.00	\$ 40.00	\$ 5,894.00	
\$ 981,000 - \$ 981,999	\$ 5,860.00	\$ 40.00	\$ 5,900.00	
\$ 982,000 - \$ 982,999	\$ 5,866.00	\$ 40.00	\$ 5,906.00	
\$ 983,000 - \$ 983,999	\$ 5,872.00	\$ 40.00	\$ 5,912.00	
\$ 984,000 - \$ 984,999	\$ 5,878.00	\$ 40.00	\$ 5,918.00	
\$ 985,000 - \$ 985,999	\$ 5,884.00	\$ 40.00	\$ 5,924.00	
\$ 986,000 - \$ 986,999	\$ 5,890.00	\$ 40.00	\$ 5,930.00	
\$ 987,000 - \$ 987,999	\$ 5,896.00	\$ 40.00	\$ 5,936.00	



EXHIBIT A - "Structural Valuation Table"
Winnebago County Regional Planning and Economic Development
Building Fee Schedule for Residential / Commercial Construction



Valuation Range		\$ 6.00	\$ 40.00	Total
		Fee	Processing Fee (PF)	
\$ 988,000	- \$ 988,999	\$ 5,902.00	\$ 40.00	\$ 5,942.00
\$ 989,000	- \$ 989,999	\$ 5,908.00	\$ 40.00	\$ 5,948.00
\$ 990,000	- \$ 990,999	\$ 5,914.00	\$ 40.00	\$ 5,954.00
\$ 991,000	- \$ 991,999	\$ 5,920.00	\$ 40.00	\$ 5,960.00
\$ 992,000	- \$ 992,999	\$ 5,926.00	\$ 40.00	\$ 5,966.00
\$ 993,000	- \$ 993,999	\$ 5,932.00	\$ 40.00	\$ 5,972.00
\$ 994,000	- \$ 994,999	\$ 5,938.00	\$ 40.00	\$ 5,978.00
\$ 995,000	- \$ 995,999	\$ 5,944.00	\$ 40.00	\$ 5,984.00
\$ 996,000	- \$ 996,999	\$ 5,950.00	\$ 40.00	\$ 5,990.00
\$ 997,000	- \$ 997,999	\$ 5,956.00	\$ 40.00	\$ 5,996.00
\$ 998,000	- \$ 998,999	\$ 5,962.00	\$ 40.00	\$ 6,002.00
\$ 999,000	- \$ 999,999	\$ 5,968.00	\$ 40.00	\$ 6,008.00
\$ 1,000,000	- \$ 1,000,999	\$ 5,974.00	\$ 40.00	\$ 6,014.00
\$ 1,001,000	- \$ 1,001,999	\$ 5,980.00	\$ 40.00	\$ 6,020.00

Each additional \$1,000 will be charged at a rate of \$6.00 per thousand (+) processing fee.